

United States Senate

WASHINGTON, DC 20510

June 13, 2022

The Honorable Denis R. McDonough
Secretary
U.S. Department of Veterans Affairs
810 Vermont Ave, NW
Washington, DC 20420

Dear Secretary McDonough:

On May 27, 2022, I met with a group of Department of Veterans Affairs (VA) employees regarding their concerns with the quality of care received by veterans. These health care professionals described the significant workforce shortages at the VA facilities in Wisconsin and Michigan and that the vaccine mandate is only exacerbating these shortages. The VA owes the public and our veterans answers about the steps the Department is taking to address the workforce issues and to provide the highest quality care to the finest among us.

On July 26, 2021, you announced that COVID-19 vaccines would be mandatory for VA employees.¹ You stated that the “VA is taking this necessary step to keep the Veterans it serves safe.”² You continued, “[w]hen a Veteran or VA employee sets foot in a VA facility, they deserve to know that we have done everything in our power to protect them from COVID-19. With this mandate, we can once again make—and keep—that fundamental promise.”³

However, after speaking with VA health care personnel, it does not appear that the vaccine mandate is protecting veterans or VA employees from COVID-19. These dedicated professionals described how they cared for our veterans during the entirety of the pandemic when proper safety equipment was not available. The VA employees shared how the VA has now deemed their workplaces “high risk” and require vaccination in order to carry out their jobs. One nurse stated, “[w]hen [personal protective equipment] was sparse, when COVID surges hit our facility multiple times, there was no concern for my vaccination status.” The nurse also stated it is “abundantly clear that the vaccine is being used to fit an agenda, not safety.” Most importantly, these health care professionals shared their concern that the Biden administration cares more about mandating vaccines for VA employees regardless of whether it comes at the cost of those employees’ jobs or potentially limiting care for veterans. In order for you to understand the impact of the policies you have implemented, I hope you will take the time to read the enclosed testimonials of VA health care professionals from Milwaukee, Wisconsin and Iron Mountain, Michigan.

¹ See Press Release, U.S. Department of Veterans Affairs, Jul. 26, 2021, available at <https://www.va.gov/opa/pressrel/pressrelease.cfm?id=5696#:~:text=VA%20is%20taking%20this%20necessary,the%20country%2C%E2%80%9D%20McDonough%20said.>

² *Id.*

³ *Id.*

In addition to these testimonials, enclosed data from the Clement J. Zablocki VA Medical Center in Milwaukee (Milwaukee VAMC) reveals the failure of the vaccine mandate to protect VA employees and veterans from COVID-19. Based on whistleblower data from the Milwaukee VAMC facility dashboard census count between October 22, 2021 and March 8, 2022, for 31 of the 54 days I received daily reports, at least 80 percent of VA employees who tested positive for COVID-19 were vaccinated.⁴ For 8 of those 54 days, 100 percent of VA employees who tested positive for COVID-19 were vaccinated.⁵

Although this data is only from one Wisconsin VA facility, it demonstrates the futility of a vaccine mandate. The COVID-19 vaccines do not prevent transmission and therefore, a vaccine mandate is pointless. However, the Biden administration refuses to reevaluate the costs and benefits, or the unintended consequences of vaccine mandates. An analysis recently published in the *BMJ Global Health* journal found that “mandatory COVID-19 vaccine policies have had damaging effects on public trust, vaccine confidence, political polarization, human rights, inequities and social wellbeing.”⁶ The authors of that analysis added, “[w]e question the effectiveness and consequences of coercive vaccination policy in pandemic response and urge the research community and policymakers to return to non-discriminatory, trust-based public health approaches.”⁷

The VA employees I met with are concerned that the Biden administration’s rigid position on the vaccine mandate will harm the veterans they care for. The VA already faced significant workforce issues prior to the mandate.⁸ With the mandate in place, as many as 11 percent of the VA workforce may be at risk of disciplinary action, reassignment or losing their jobs.⁹

The continuation of care for our veterans should be our top priority, not politically motivated policies like vaccine mandates. In an effort to provide transparency to the American people regarding the VA’s vaccine mandate, please provide the following information:

1. The total number of unvaccinated VA employees as of June 13, 2022.
2. The total number of VA employees reassigned due to the mandate.
3. The total number of VA employees separated due to the mandate.

⁴ The facility dashboard data provided by the whistleblower and data charts based on that information are enclosed.

⁵ *Id.*

⁶ Bardosh, K., Figueiredo, A. de, Gur-Arie, R., Jamrozik, E., Doidge, J., Lemmens, T., Keshavjee, S., Graham, J. E., & Baral, S. (2022, May 1). *The unintended consequences of covid-19 vaccine policy: Why mandates, passports and restrictions may cause more harm than good.* *BMJ Global Health*. Retrieved June 5, 2022, from <https://gh.bmj.com/content/7/5/e008684>.

⁷ *Id.*

⁸ Office of Inspector Gen., U.S. Dep’t of Veterans Affairs, Rep. No. 21-01357-271, *OIG Determination of Veterans Health Administration’s Occupational Staffing Shortages Fiscal Year 2021*, available at <https://www.va.gov/oig/pubs/VAOIG-21-01357-271.pdf>.

⁹ Eric Katz, *VA Has Fired Just Six Employees Over Its COVID-19 Vaccine Mandate*, *Government Executive*, Apr. 25, 2022, available at <https://www.govexec.com/workforce/2022/04/va-has-fired-just-six-employees-over-its-covid-19-vaccine-mandate/366081/>.

4. The total number of VA employees who received disciplinary action due to the mandate.
5. An analysis by occupation at the VA for each unvaccinated worker.
6. If it is true that 11 percent of the VA workforce is unvaccinated, how will the VA maintain care for veterans if those individuals are reassigned or fired?
7. What is the purpose of requiring COVID-19 vaccination if it does not prevent infection and spread?
8. A monthly breakdown of COVID-19 cases, hospitalization and death by vaccination status for VA employees and veterans receiving care at the VA from March 2020 to present.

Please provide this information as soon as possible but no later than June 27, 2022.
Thank you for your attention to this important matter.

Sincerely,



Ron Johnson
United States Senator

Enclosures

cc: The Honorable Michael J. Missal
Inspector General
Department of Veterans Affairs

Wisconsin and Michigan VA Employee Testimonials

Wisconsin and Michigan VA Employee Testimonials

Jennifer Graham

Clement Zablocki Medical Center

Milwaukee, WI

13 years at the VA (2009-present)

Military service: Air Force reserves 1997-2005 Security Force veteran

I am a dedicated employee and veteran working with the Milwaukee VA since 2009 and have worked throughout this pandemic serving and caring for my fellow veterans. I have followed CDC guidelines and VA policies regarding COVID-19. On April 20th 2022, my religious exemption was denied and I am now at risk for losing my employment and financial security due to this mandate.

This mandate will cause dedicated and qualified staff that was denied their medical or religious exemption to be replaced. These employees will be re assigned, vacating, or facing termination; adversely distressing units by short staffing directly affecting veteran care. Furthermore, leading to staff burnout which also critically affects veteran care and safety.

Per medical director Dr. Zomchek they will be hiring to help with vacancies and new additional FTE's (full-time equivalent), however my concern is we have a nationwide shortage of healthcare staff and the recent job fair held at the Milwaukee VA didn't have the turn out as expected. Additionally, the process for hiring at the VA is a tedious process. Therefore replacing unvaccinated staff that had their exemption denied will have a detrimental effect on staffing in turn disrupting and delaying veteran care. Our veterans deserve great care and in a timely manner which this mandate adversely affects this from happening.

Overall, my concern is this mandate is unconstitutional and will have a devastating effect on the care our veterans receive. Moreover, this mandate is unnecessary as you can spread and contract the virus whether you are vaccinated or not.

Unnamed VA Nurse

Clement J. Zablocki VA hospital

Milwaukee, WI

9 years

As an inpatient nurse of 9 years, I worked through the pandemic with Covid patients when we didn't have the proper equipment to do our jobs safely. Now that we "essential workers" and "Health Care Hero's" not only survived, but flourished during a very dark time - we are being demoted, physically from our jobs and emotionally. To those of us who worked tirelessly during the pandemic serving our veterans means so much more to us than a job; the ICARE mission runs through our veins. Everyday of the pandemic we put ourselves and our families lives at risk to only now, get a theoretical "thank you but no thank you, we won't be needing your services

anymore."-- After all the hard work is done. We may be experiencing a Covid lull however please do not forget our veterans have a host of other needs and experienced nurses are essential.

Just 4 months ago, the VA amended the reasonable accommodations policy to include people who are Covid unvax'd due to religious or medical reasons. I am not disabled. I am an able-bodied nurse, willing to work with invaluable knowledge of patient care, who has dedicated 9 years of service to my hospital since graduating nursing school. This is the first time I have asked for a religious exemption because of the nature of this vaccine but sadly there are so many others who aren't religious, who don't want this vaccine and they have no legal recourse. They are being forced to choose between providing for their families (and our vets) or being fired. To make matters worse, if we get the vaccine and suffer irreversible harm, there is no accountability from our employers, the vaccine manufacturer or our government.

The VA recently sent an inquiry to all supervisors asking them subjectively if they serve "high risk" patients. As a result, the VA has categorized all inpatient units as "high risk". The VA has broadly deemed that any unvax'd person cannot be accommodated in their current position if they work on a high risk unit, not offering to look at how the position might be altered or accommodated. For the last year and half on my unit, we are Covid antigen tested daily during outbreak and bi-weekly if no outbreak. (Outbreak meaning if ONE staff or patient tests positive).

During outbreak, in addition to being Covid antigen tested daily, we are mandated to wear N95 masks and face shield at all times and mandated to wear a gown in every patient room despite the patient and the nurses negative covid test. If no outbreak, we must wear surgical masks and face shields at all times. It seems suspicious that these are not considered sufficient mitigating factors alone?

To any reasonable person it should hardly be considered a hardship for the hospital to continue to allow nurses to conduct patient care the way we have been for the last 22 months of the pandemic. There are veterans who are concerned because they see our staff is overwhelmed and half of our rooms are closed, what are they left to think? We are a 30 bed unit and for the last 2 years we have only allowed a maximum of 15 beds to be filled at any given time and even so we are still short of nursing staff. Being mandated to work 16 hour shifts comes to no surprise. Our experienced nurses have left and the majority of our staff are new graduate/entry level nurses and we have 7 more coming on board in the next month. New nurses are training newer nurses and newer nurses will be training the newest nurses.

As a specialty unit we put in a lot of time and effort to train our staff to take care of our specialty needs vets. And most of the time the nurses leave as fast as they come because our specialty is hard. I love my job and I love my vets and I am going to fight for them and the care they deserve. Our veterans deserve to be cared for by experienced nurses who have built a rapport with them over the years. Unfortunately, there is only a handful of experienced nurses left on our unit. Those more experienced nurses happen to be covid-vaccine exempt. This will be a huge loss for our unit and many others because this is also a global issue.

In April, at the state of the union address, Vice President Kamala Harris and the U.S. Surgeon General Dr. Vivek Murthy took the stand issuing a much-needed warning about healthcare staff burnout. However, our government still continues to assault our mental health.

Liana Veir

Clement J. Zablocki VA hospital
Milwaukee, WI
9 years

Most of my experience throughout the Covid pandemic has been as a caregiver in the Emergency Department. Initially, when the news came it felt like a roller coaster of fear.

I went to work carrying for incredibly sick Covid patients prior to the realization that this primarily respiratory virus also had GI symptoms. We wore our PPE diligently trusting it would protect us, and it did. I've come into countless viral carriers, while unvaccinated, never shying away from placing their care needs above my own. I haven't given or contracted the virus from the work setting either.

When PPE was sparse, when COVID surges hit our facility multiple times, there was no concern for my vaccination status. Only following the last surge and swab scarcity was my vaccination a concern. It has been made abundantly clear that the vaccine is being used to fit an agenda, not safety.

Further, I have felt penalized by having religious beliefs that do not fit this agenda by not receiving the vaccine. When science has shown the vaccine does not prevent transmission or infection, only unvaccinated are asked to separate from co-workers. The unvaccinated are also made to test frequently even with a multitude of vaccinated employees presenting to work with Covid symptoms and spreading throughout the workplace. I have complied but now they want my job.

Lisa Viegut

Clement J. Zablocki VA hospital
Milwaukee, WI
12 years

My mandate story starts when I turned in my religious exemption request by the November 2021 deadline. Shortly after turning it in my approval was listed on the LEAF Portal where all employee vaccine information is kept.

Rumors started circulating around work starting in February that religious and medical exemptions were being reviewed and most likely denied. At the beginning of April my manager called me into the office for a one-to-one discussion about the denial email coming within the month. Waiting for the axe to drop on yourself or a coworker is very stressful.

April 21, 2022, my email arrived saying my religious exemption was denied with no explanation. I responded back to the email as requested declining reassignment options and asking for transparency of the process. Since then, I have sent two more emails attaching the next chain of command with no response to date.

I have four sons currently serving in the Army. I understand the sacrifice each service member makes by taking the oath to serve our country as well as the family that supports their decision. My cousin's husband a Marine with a spinal cord injury needs a bed almost monthly at Zablocki because of a sacral wound. His last hospitalization he was forced to go into an inpatient room without the proper ceiling lift because not enough nursing staff on the spinal cord unit. May 16, 2022, Zablocki was scheduled to close 12 hospital beds citing staffing shortages, but this is before they have even terminated the unvaccinated. Nationally the VA Healthcare System has been working tirelessly to open services to the vet, now, we are taking a huge step backwards by enforcing a vaccine (gene therapy) mandate that will deplete the staffing resources.

My natural immunity from God has served me well for my first 53 years and the science supports the "break through infections" reported on the CDC website. I had Covid back in November of 2020, tested every week required with negative results, worked short staffed to cover the vaccinated coworkers who are repeatedly getting Covid. Bedside talks with veteran's yields concerns poor healthcare services because of the additional stress and workload for the remaining staff.

Angela Hall, D.D.S.

Oscar G. Johnson VA hospital

Iron Mountain, MI

Licensed Dentist 12.5 at VA hospital, 17 years total

I had the honor of being hired as a general dentist at the Iron Mountain VA hospital in 2009. I have provided dental care to veterans since that time. I have an exemplary record of service at the VA, providing high quality dental care in an environment of comfort and respect. My patients place high on the care I provide and the fact that I am one of the very few providers who has stayed with the VA for over 12 years. Retention and consistency of providers is very rare at our facility. I have developed wonderful relationships with my "family" of patients here at the OGJVAMC.

On July 28th 2021 COVID 19 vaccines were mandated for title 38 employees (including dentists). Due to medical and religious reasons I chose to not take mandated medical treatment. I filed a religious exemption on October 6, 2021. On November 8th, 2021 I was verbally told by our Chief of Staff that I would not be able to keep my position as a dentist due to my inability to not "physically distance". Physical distancing was part of the "reasonable accommodations" assigned to me which I was required to "request". It was then determined that I was placing "undue hardship" on my facility. I then filed for a medical exemption, which was accepted, and I am now going through the "reasonable accommodation" process again. I am awaiting response from the Office of General Council for their ruling on my accommodation.

The rationale for my separation from my duties and eventual termination is “patient safety”. We now know that the COVID 19 vaccine does not fully prevent transmission or contraction of COVID 19. In fact, two weeks ago my fully vaccinated and “boosted” dental assistant became symptomatic with COVID 19 while on duty. We literally worked forehead to forehead for over 4 hours while she was symptomatic. I never became ill nor did I test positive after my exposure. My assistant returned to work after her sick leave and stated that she was actually a greater threat to patient safety than I was. Coincidentally, the Milwaukee VA COVID dashboard actually demonstrates the ineffectiveness of the COVID 19 vaccine. 100% of employee COVID cases were from vaccinated employees over a four consecutive week period. Our hopes that the vaccine would work have now been proven false. The VA is continuing to push an ineffective mandate and consequently will terminate possibly thousands of employees and greatly limit and delay access to care for our veterans.

The threat of losing my job has placed incredible stress on myself, my department, and veterans I provide care to. I have had the opportunity to tell my story to the veterans I treat. Their support has been overwhelming. My veteran population does not support my termination. They fought and gave their lives to protect these freedoms that are being stripped away from us. My dental department has been extremely supportive. They also do not want me to be removed from my position. Iron Mountain is a rural area. Finding providers is exceptionally difficult. It took our facility 5 years to hire our last dentist. Patient care will immediately be affected upon my removal with no replacement dentist as a viable option in a timely manner. This “separation” of providers from their positions in the VA system will have an extremely detrimental effect on access to care for veterans nationwide.

Being able to serve veterans who so honorably served our country and fought for our freedom has been the highest honor of my lifetime. I pray that my situation changes, and I may be able to continue to provide care for our veterans.

**Charts Based on
Milwaukee VAMC Facility
Dashboard Data**

Milwaukee VAMC Facility Dashboard Data – Employees

<u>Date</u>	<u>Employee Positive</u>	<u>Number Vaccinated</u>	<u>Percent Vaccinated</u>
10/22/2021	18	14	77.8%
10/26/2021	12	10	83.3%
10/27/2021	11	9	81.8%
10/28/2021	14	12	85.7%
10/29/2021	14	13	92.9%
11/1/2021	17	15	88.2%
11/2/2021	15	13	86.7%
11/3/2021	15	12	80.0%
11/4/2021	21	16	76.2%
11/5/2021	25	19	76.0%
11/9/2021	37	30	81.1%
11/10/2021	35	30	85.7%
11/15/2021	40	30	75.0%
11/17/2021	40	29	72.5%
11/19/2021	27	20	74.1%
11/22/2021	19	12	63.2%
11/24/2021	23	14	60.9%
11/29/2021	24	15	62.5%
11/30/2021	23	14	60.9%
12/1/2021	24	15	62.5%
12/7/2021	36	26	72.2%
12/13/2021	26	17	65.4%
12/15/2021	26	15	57.7%
12/20/2021	36	22	61.1%
12/21/2021	41	27	65.9%
12/22/2021	44	28	63.6%
12/27/2021	83	60	72.3%
12/28/2021	84	63	75.0%
1/3/2022	176	126	71.6%
1/4/2022	164	121	73.8%
1/5/2022_1	176	135	76.7%
1/5/2022_2	176	135	76.7%
1/10/2022	158	137	86.7%
1/12/2022	168	142	84.5%
1/13/2022	150	126	84.0%
1/18/2022	124	107	86.3%
1/19/2022	86	74	86.0%
1/26/2022	51	43	84.3%
2/3/2022	38	35	92.1%

2/7/2022	27	27	100.0%
2/9/2022	27	27	100.0%
2/10/2022	30	30	100.0%
2/14/2022	21	21	100.0%
2/15/2022	14	14	100.0%
2/16/2022	14	13	92.9%
2/22/2022	13	11	84.6%
2/23/2022	14	12	85.7%
2/24/2022	14	12	85.7%
2/25/2022	13	13	100.0%
2/28/2022	15	15	100.0%
3/1/2022	16	16	100.0%
3/4/2022	11	10	90.9%
3/7/2022	11	10	90.9%
3/8/2022	11	10	90.9%

% of COVID Positive VA Employees Who are Vaccinated	# of Daily Reports by % Vaccinated Range	Cumulative # of Reports	Cumulative % Above Stated Range
100%	8 days	8 days	14.8%
90-99%	6 days	14 days	25.9%
80-89%	17 days	31 days	57.4%
70-79%	13 days	44 days	81.5%
60-69%	9 days	53 days	98.2%
50-59%	1 day	54 days	100.0%

Milwaukee VAMC Facility Dashboard Data – Outpatients

	<u>Outpatient Positive</u>	<u>Number Vaccinated</u>	<u>Percent Vaccinated</u>
10/22/2021	36	24	66.7%
10/26/2021	40	28	70.0%
10/27/2021	41	29	70.7%
10/28/2021	39	31	79.5%
10/29/2021	37	27	73.0%
11/1/2021	38	28	73.7%
11/2/2021	41	30	73.2%
11/3/2021	40	28	70.0%
11/4/2021	37	25	67.6%
11/5/2021	37	23	62.2%
11/9/2021	40	22	55.0%
11/10/2021	50	28	56.0%
11/15/2021	63	37	58.7%
11/17/2021	60	35	58.3%
11/19/2021	69	41	59.4%
11/22/2021	71	41	57.7%
11/24/2021	74	39	52.7%
11/29/2021	67	36	53.7%
11/30/2021	76	46	60.5%
12/1/2021	77	48	62.3%
12/7/2021	73	49	67.1%
12/13/2021	89	53	59.6%
12/15/2021	85	53	62.4%
12/20/2021	90	44	48.9%
12/21/2021	105	48	45.7%
12/22/2021	104	52	50.0%
12/27/2021	128	70	54.7%
12/28/2021	121	67	55.4%
1/3/2022	310	204	65.8%
1/4/2022	310	204	65.8%
1/5/2022_1	375	257	68.5%
1/5/2022_2	375	257	68.5%
1/10/2022	455	317	69.7%
1/12/2022	430	296	68.8%
1/13/2022	407	279	68.6%
1/18/2022	343	238	69.4%
1/19/2022	343	238	69.4%
1/26/2022	202	144	71.3%
2/3/2022	116	80	69.0%
2/7/2022	85	54	63.5%

2/9/2022	81	54	66.7%
2/10/2022	68	47	69.1%
2/14/2022	62	39	62.9%
2/15/2022	60	45	75.0%
2/16/2022	61	44	72.1%
2/22/2022	52	36	69.2%
2/23/2022	52	36	69.2%
2/24/2022	51	36	70.6%
2/25/2022	43	29	67.4%
2/28/2022	35	20	57.1%
3/1/2022	35	20	57.1%
3/4/2022	19	11	57.9%
3/7/2022	19	11	57.9%
3/8/2022	19	11	57.9%

% of COVID Positive Outpatients Who are Vaccinated	# of Daily Reports by % Vaccinated Range	Cumulative # of Reports	Cumulative % Above Stated Range
100%	0 days	0 days	0.0%
90-99%	0 days	0 days	0.0%
80-89%	0 days	0 days	0.0%
70-79%	11 days	11 days	20.4%
60-69%	24 days	35 days	64.8%
50-59%	17 days	52 days	96.3%

Milwaukee VAMC Facility Dashboard Data – Inpatients

<u>Date</u>	<u>Inpatient Positive</u>	<u>Number Vaccinated</u>	<u>Percent Vaccinated</u>
10/22/2021	11	7	63.6%
10/26/2021	12	8	66.7%
10/27/2021	12	8	66.7%
10/28/2021	12	8	66.7%
10/29/2021	10	5	50.0%
11/1/2021	8	4	50.0%
11/2/2021	7	4	57.1%
11/3/2021	6	3	50.0%
11/4/2021	7	2	28.6%
11/5/2021	6	2	33.3%
11/9/2021	4	1	25.0%
11/10/2021	6	3	50.0%
11/15/2021	4	2	50.0%
11/17/2021	6	3	50.0%
11/19/2021	7	4	57.1%
11/22/2021	7	4	57.1%
11/24/2021	12	5	41.7%
11/29/2021	15	8	53.3%
11/30/2021	14	8	57.1%
12/1/2021	15	10	66.7%
12/7/2021	22	14	63.6%
12/13/2021	19	10	52.6%
12/15/2021	16	11	68.8%
12/20/2021	14	10	71.4%
12/21/2021	16	8	50.0%
12/22/2021	17	8	47.1%
12/27/2021	20	12	60.0%
12/28/2021	25	16	64.0%
1/3/2022	37	24	64.9%
1/4/2022	39	22	56.4%
1/5/2022_1	46	28	60.9%
1/5/2022_2	39	25	64.1%
1/10/2022	51	32	62.7%
1/12/2022	55	35	63.6%
1/13/2022	56	35	62.5%
1/18/2022	34	19	55.9%
1/19/2022	31	17	54.8%
1/26/2022	23	17	73.9%
2/3/2022	11	9	81.8%

2/7/2022	10	6	60.0%
2/9/2022	9	4	44.4%
2/10/2022	7	3	42.9%
2/14/2022	8	2	25.0%
2/15/2022	6	0	0.0%
2/16/2022	6	0	0.0%
2/22/2022	4	1	25.0%
2/23/2022	4	1	25.0%
2/24/2022	5	3	60.0%
2/25/2022	4	2	50.0%
2/28/2022	1	0	0.0%
3/1/2022	1	0	0.0%
3/4/2022	2	1	50.0%
3/7/2022	0	0	0.0%
3/8/2022	2	0	0.0%

% of COVID Positive Inpatients Who are Vaccinated	# of Daily Reports by % Vaccinated Range	Cumulative # of Reports	Cumulative % Above Stated Range
100%	0 days	0 days	0.0%
90-99%	0 days	0 days	0.0%
80-89%	1 day	1 day	1.9%
70-79%	2 days	3 days	5.6%
60-69%	17 days	20 days	37.0%
50-59%	18 days	38 days	70.4%

**In some cases, the number of vaccinated people was calculated by adding the amount of people that received one or more doses of the vaccine.

**Two dashboard entries were provided for January 5, 2022. Data from both entries are included in the charts above.

**These charts are based off of the VA whistleblower data and created by Sen. Johnson's office.

**Dashboard Data Provided
by VA Whistleblower**

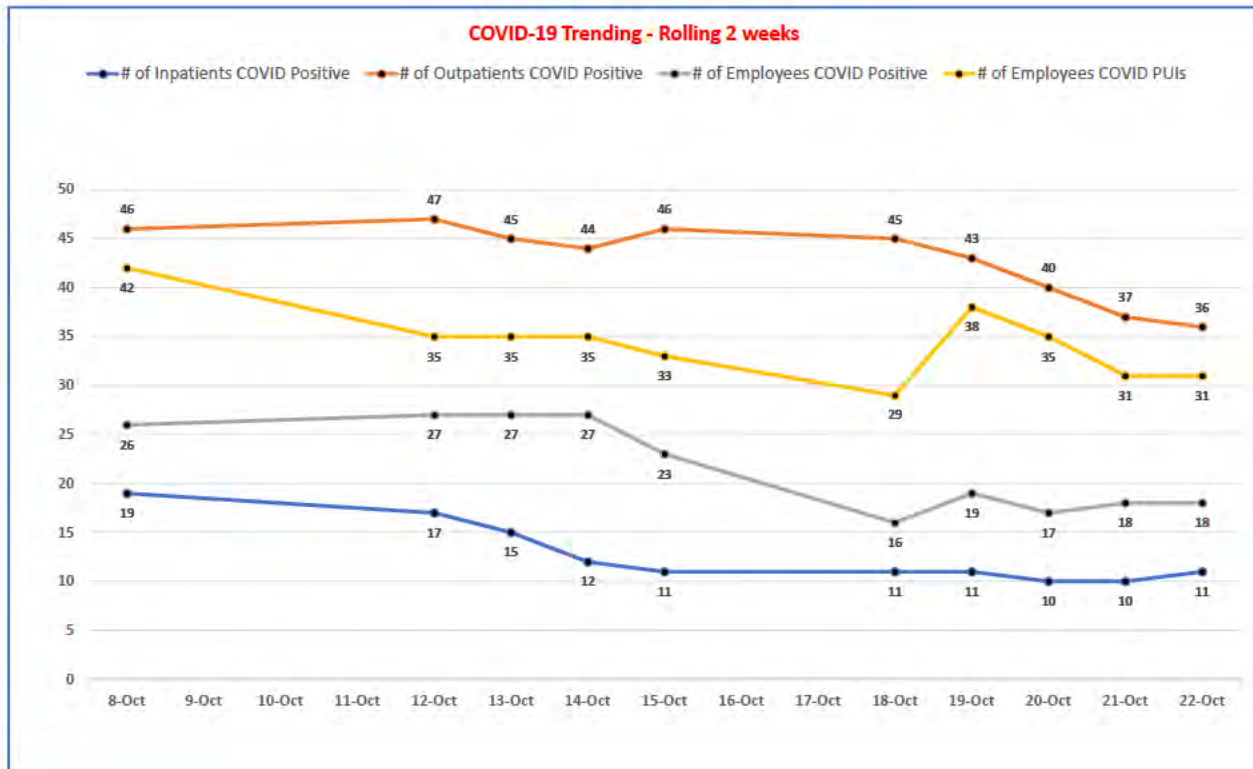
Facility Dashboard



SITUATION UPDATE

10/22/2021			Operational Level		Normal - "color coding" below	
Cummulative COVID Innoculation Totals			Employees		3958	
			Veterans		33511	
Source	Report Frequency	Status	Criteria		Notes	
Lab	Weekdays	11	COVID Inpatient Positives/ Vac Status		1 ICU, 10 Med Surg (7 vaccinated)	
Lab	Mondays	236	Recovered COVID Inpatients		As of 01/24/2021	
Lab	As Needed	0 / 59	Daily / Total COVID Deaths		As of 10/05/2021	
Lab	Weekdays	36	COVID Outpatient Positives		14-Day Running Total (24 vaccinated)	
Employee Health	Weekdays	18	COVID Employee Positives		14 Clinical/ 4 Non-Clinical (14 vaccinated)	
Employee Health	Weekdays	31	COVID Employee PUIs		25 Clinical / 6 Non-Clinical (17 vaccinated)	
OTNS	Weekdays	28	24 Hr Inpatient Nurse Staffing Call-ins		(4.5 Volunteered/ 1.0 Mandated)	
OTNS	Weekdays	6	Daily Projected Schedule Admissions			
OTNS	Weekdays	13	Daily Projected Scheduled Discharges			
BMS	Weekdays	76.4%	(ICU/Acute) Bed Occupancy			
Operational Status						
Acute InPt DM	As Needed	Plan F	Post Vaccine COVID Bed Management Phase V2 (Oct 13, 2021)		15 COVID Beds (6) 6CS & (9) 6CN	
Acute InPt DM	As Needed	Deactivated SCI	16 Med/ Surg Bed Expansion in SCI		6 Beds "A" Wing, 10 Beds "B" Wing	
Acute InPt DM	As Needed	Conventional	Nursing Care Level		Normal Nursing Assignments	
ED	As Needed	Not Activated	ED Waiting Room Expansion			
Nurse Labor Pool	Weekdays	Phase I	Nurse Labor Pool		No Nurses Currently Deployed	
Vaccination Program	Weekdays	Big Shot/ZIHP	Nurse Labor Pool		0 FTEE	
Director	As Needed	25 -100%	Outpatient Operational Level		Service Dependent	
Color Coding Defined						
Facility Operational Status	Normal		Normal Operational levels at or below Plan B, Conventional, and Phase II			
	Moderate		1 Operational level elevated above normal level			
	Critical		2 or More Operational levels elevated above normal level			
Nurse Call-ins			Able to cover with In-house staff			
			40% Nursing Staff covered by Volunteered OT or Mandated OT			
			60% Nursing Staff covered by Volunteered OT or Mandated OT			

[Operational Status Reference Link](#)



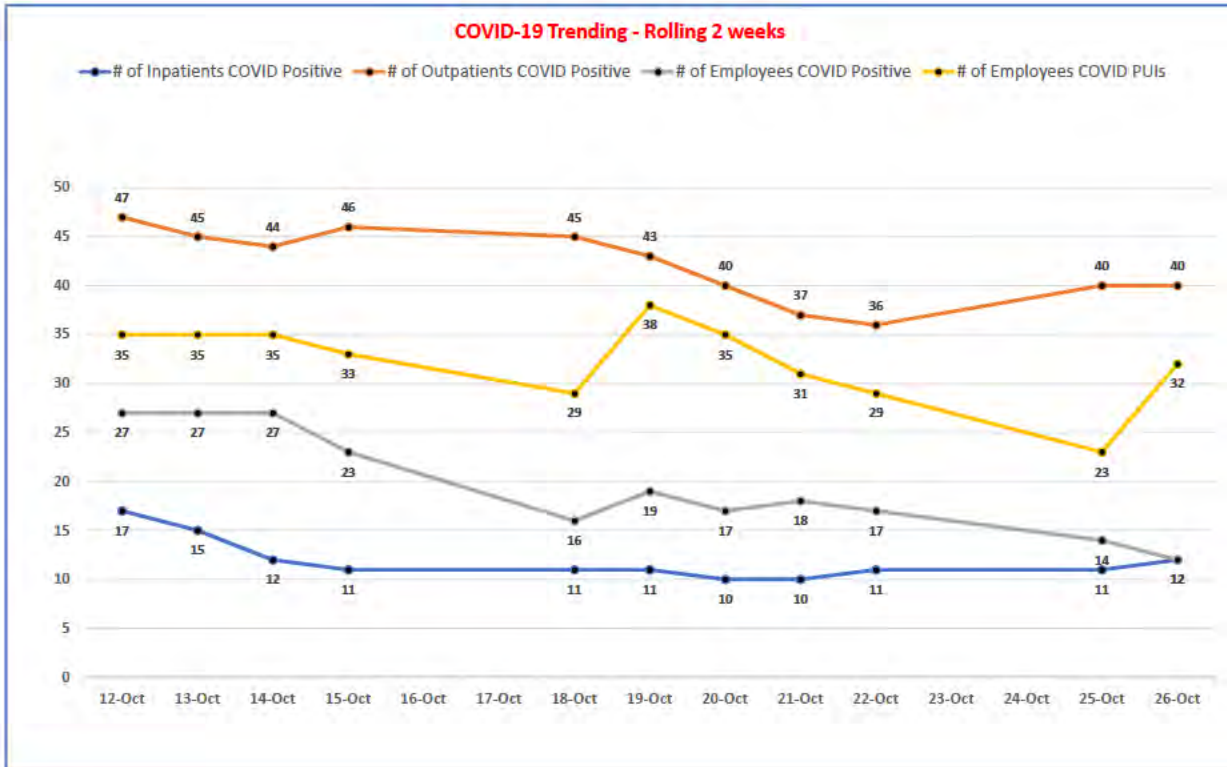
Facility Dashboard



SITUATION UPDATE

10/26/2021 Operational Level			Normal - "color coding" below	
Cummulative COVID Innoculation Totals			Employees	3958
			Veterans	33511
Source	Report Frequency	Status	Criteria	Notes
Lab	Weekdays	12	COVID Inpatient Positives/ Vac Status	2 ICU, 10 Med Surg (8 vaccinated)
Lab	Mondays	236	Recovered COVID Inpatients	As of 01/24/2021
Lab	As Needed	0 / 59	Daily / Total COVID Deaths	As of 10/05/2021
Lab	Weekdays	40	COVID Outpatient Positives	14-Day Running Total (28 vaccinated)
Employee Health	Weekdays	12	COVID Employee Positives	10 Clinical / 2 Non-Clinical (10 vaccinated)
Employee Health	Weekdays	32	COVID Employee PUIs	22 Clinical / 10 Non-Clinical (21 vaccinated)
OTNS	Weekdays	18	24 Hr Inpatient Nurse Staffing Call-ins	(0.5 Volunteered/ 0.0 Mandated)
OTNS	Weekdays	9	Daily Projected Schedule Admissions	
OTNS	Weekdays	12	Daily Projected Scheduled Discharges	
BMS	Weekdays	80.2%	(ICU/Acute) Bed Occupancy	
Operational Status				
Acute InPt DM	As Needed	Plan F	Post Vaccine COVID Bed Management Phase V2 (Oct 13, 2021)	15 COVID Beds (6) 6CS & (9) 6CN
Acute InPt DM	As Needed	Deactivated SCI	16 Med/ Surg Bed Expansion in SCI	6 Beds "A" Wing, 10 Beds "B" Wing
Acute InPt DM	As Needed	Conventional	Nursing Care Level	Normal Nursing Assignments
ED	As Needed	Not Activated	ED Waiting Room Expansion	
Nurse Labor Pool	Weekdays	Phase I	Nurse Labor Pool	No Nurses Currently Deployed
Vaccination Program	Weekdays	Big Shot/ZIHP	Nurse Labor Pool	0 FTEE
Director	As Needed	25 -100%	Outpatient Operational Level	Service Dependent
Color Coding Defined				
Facility Operational Status	Normal	Normal Operational levels at or below Plan B, Conventional, and Phase II		
	Moderate	1 Operational level elevated above normal level		
	Critical	2 or More Operational levels elevated above normal level		
Nurse Call-ins		Able to cover with In-house staff		
		40% Nursing Staff covered by Volunteered OT or Mandated OT		
		60% Nursing Staff covered by Volunteered OT or Mandated OT		

[Operational Status Reference Link](#)



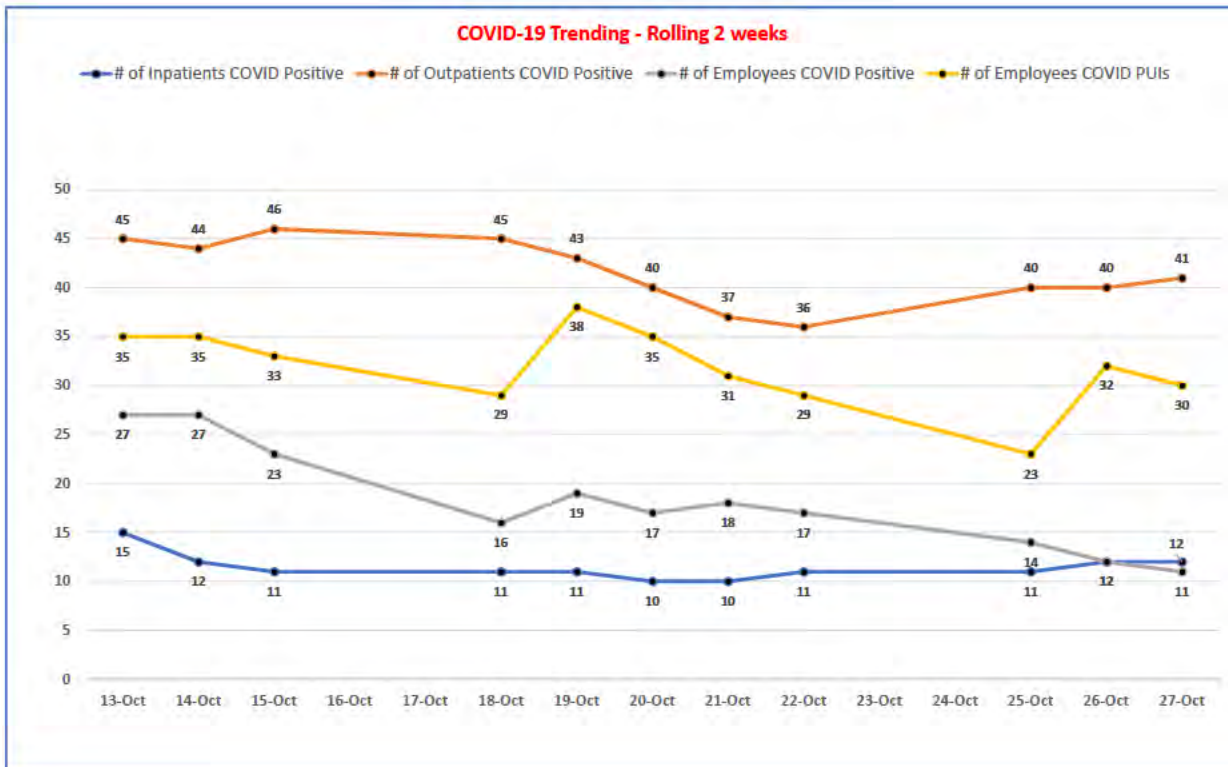
Facility Dashboard



SITUATION UPDATE

10/27/2021			Operational Level		Normal - "color coding" below	
Cummulative COVID Innoculation Totals			Employees		3958	
			Veterans		33511	
Source	Report Frequency	Status	Criteria		Notes	
Lab	Weekdays	12	COVID Inpatient Positives/ Vac Status		2 ICU, 10 Med Surg (8 vaccinated)	
Lab	Mondays	236	Recovered COVID Inpatients		As of 01/24/2021	
Lab	As Needed	0 / 59	Daily / Total COVID Deaths		As of 10/05/2021	
Lab	Weekdays	41	COVID Outpatient Positives		14-Day Running Total (29 vaccinated)	
Employee Health	Weekdays	11	COVID Employee Positives		10 Clinical / 1 Non-Clinical (9 vaccinated)	
Employee Health	Weekdays	30	COVID Employee PUIs		17 Clinical / 13 Non-Clinical (21 vaccinated)	
OTNS	Weekdays	27	24 Hr Inpatient Nurse Staffing Call-ins		(2.5 Volunteered/ 0.0 Mandated)	
OTNS	Weekdays	8	Daily Projected Schedule Admissions			
OTNS	Weekdays	14	Daily Projected Scheduled Discharges			
BMS	Weekdays	84.0%	(ICU/Acute) Bed Occupancy			
Operational Status						
Acute InPt DM	As Needed	Plan F	Post Vaccine COVID Bed Management Phase V2 (Oct 13, 2021)		15 COVID Beds (6) 6CS & (9) 6CN	
Acute InPt DM	As Needed	Deactivated SCI	16 Med/ Surg Bed Expansion in SCI		6 Beds "A" Wing, 10 Beds "B" Wing	
Acute InPt DM	As Needed	Conventional	Nursing Care Level		Normal Nursing Assignments	
ED	As Needed	Not Activated	ED Waiting Room Expansion			
Nurse Labor Pool	Weekdays	Phase I	Nurse Labor Pool		No Nurses Currently Deployed	
Vaccination Program	Weekdays	Big Shot/ZIHP	Nurse Labor Pool		0 FTEE	
Director	As Needed	25 -100%	Outpatient Operational Level		Service Dependent	
Color Coding Defined						
Facility Operational Status	Normal		Normal Operational levels at or below Plan B, Conventional, and Phase II			
	Moderate		1 Operational level elevated above normal level			
	Critical		2 or More Operational levels elevated above normal level			
Nurse Call-ins			Able to cover with In-house staff			
			40% Nursing Staff covered by Volunteered OT or Mandated OT			
			60% Nursing Staff covered by Volunteered OT or Mandated OT			

[Operational Status Reference Link](#)



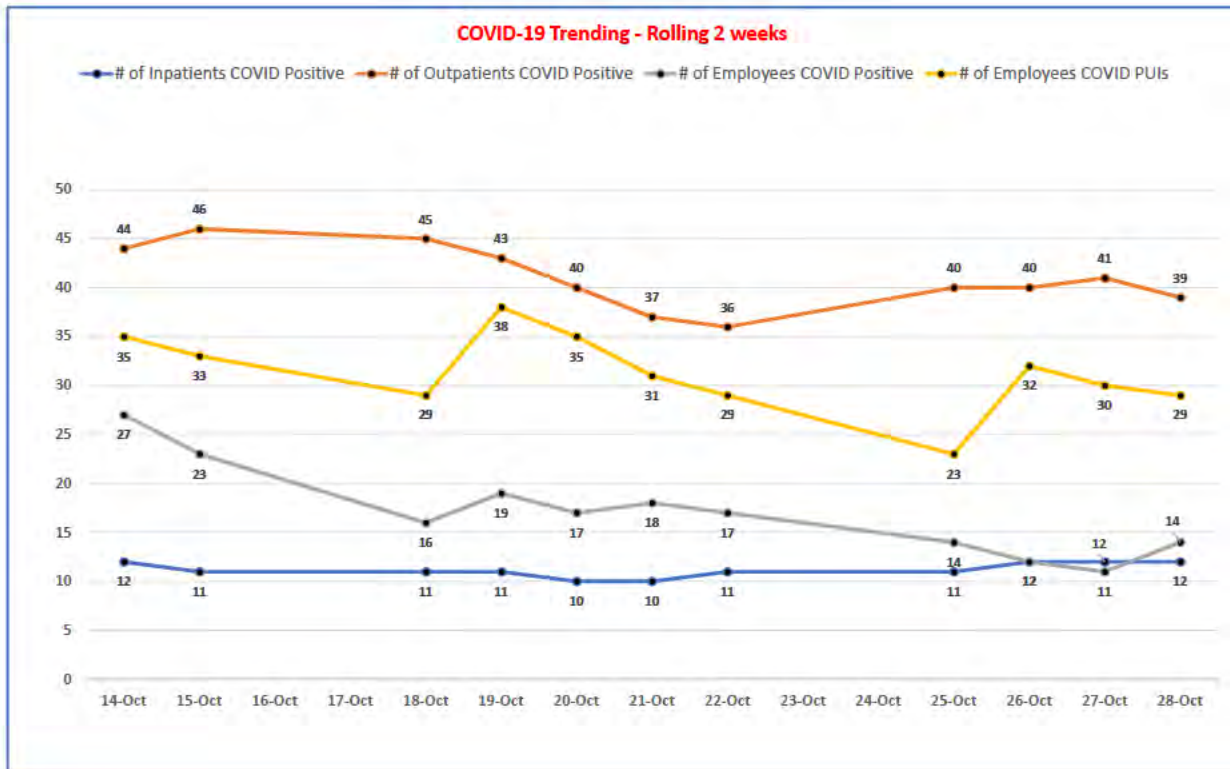
Facility Dashboard



SITUATION UPDATE

10/28/2021			Operational Level		Normal - "color coding" below	
Cummulative COVID Innoculation Totals			Employees		3958	
			Veterans		33511	
Source	Report Frequency	Status	Criteria		Notes	
Lab	Weekdays	12	COVID Inpatient Positives/ Vac Status		2 ICU, 10 Med Surg (8 vaccinated)	
Lab	Mondays	236	Recovered COVID Inpatients		As of 01/24/2021	
Lab	As Needed	0 / 59	Daily / Total COVID Deaths		As of 10/05/2021	
Lab	Weekdays	39	COVID Outpatient Positives		14-Day Running Total (31 vaccinated)	
Employee Health	Weekdays	14	COVID Employee Positives		12 Clinical / 2 Non-Clinical (12 vaccinated)	
Employee Health	Weekdays	29	COVID Employee PUIs		17 Clinical / 12 Non-Clinical (20 vaccinated)	
OTNS	Weekdays	23.5	24 Hr Inpatient Nurse Staffing Call-ins		(3.0 Volunteered/ 0.0 Mandated)	
OTNS	Weekdays	9	Daily Projected Schedule Admissions			
OTNS	Weekdays	16	Daily Projected Scheduled Discharges			
BMS	Weekdays	87.7%	(ICU/Acute) Bed Occupancy			
Operational Status						
Acute InPt DM	As Needed	Plan F	Post Vaccine COVID Bed Management Phase V2 (Oct 13, 2021)		15 COVID Beds (6) 6CS & (9) 6CN	
Acute InPt DM	As Needed	Deactivated SCI	16 Med/ Surg Bed Expansion in SCI		6 Beds "A" Wing, 10 Beds "B" Wing	
Acute InPt DM	As Needed	Conventional	Nursing Care Level		Normal Nursing Assignments	
ED	As Needed	Not Activated	ED Waiting Room Expansion			
Nurse Labor Pool	Weekdays	Phase I	Nurse Labor Pool		No Nurses Currently Deployed	
Vaccination Program	Weekdays	Big Shot/ZIHP	Nurse Labor Pool		0 FTTE	
Director	As Needed	25 -100%	Outpatient Operational Level		Service Dependent	
Color Coding Defined						
Facility Operational Status	Normal		Normal Operational levels at or below Plan B, Conventional, and Phase II			
	Moderate		1 Operational level elevated above normal level			
	Critical		2 or More Operational levels elevated above normal level			
Nurse Call-ins			Able to cover with In-house staff			
			40% Nursing Staff covered by Volunteered OT or Mandated OT			
			60% Nursing Staff covered by Volunteered OT or Mandated OT			

[Operational Status Reference Link](#)



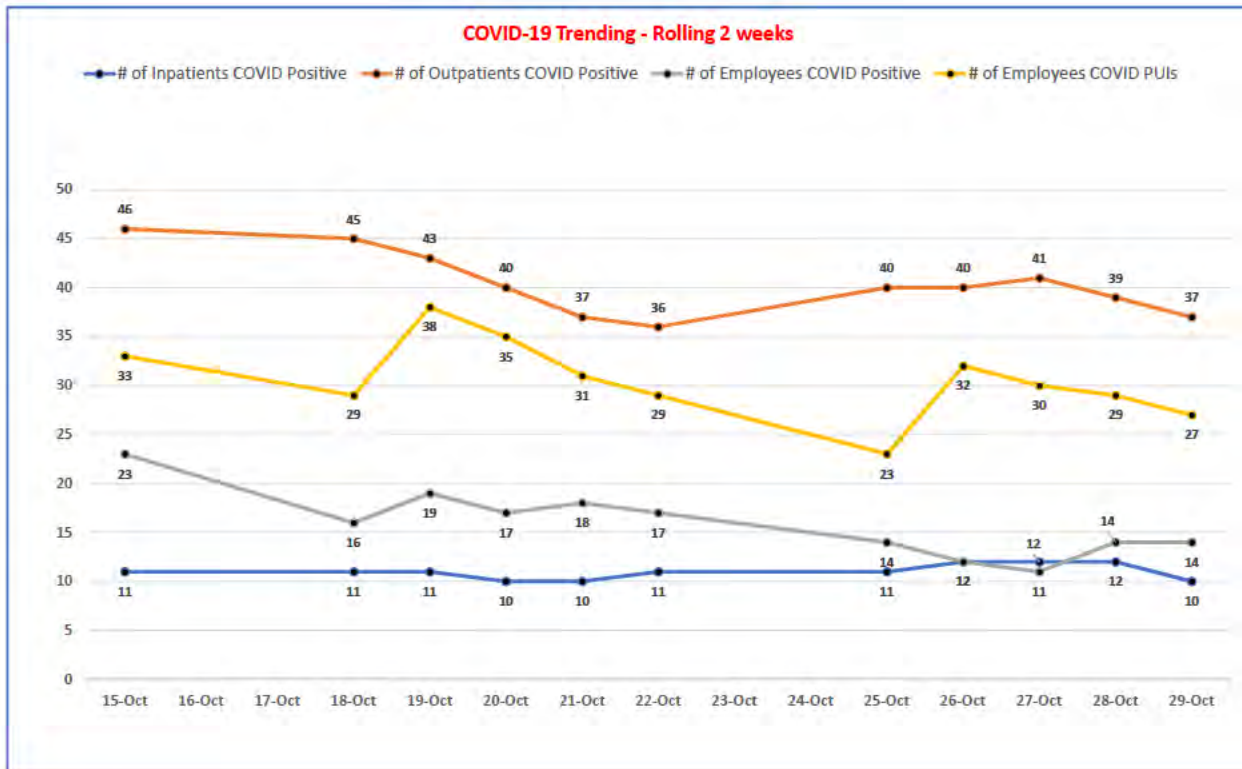
Facility Dashboard



SITUATION UPDATE

10/29/2021		Operational Level		Normal - "color coding" below	
Cummulative COVID Innoculation Totals				Employees	3958
				Veterans	33511
Source	Report Frequency	Status	Criteria	Notes	
Lab	Weekdays	10	COVID Inpatient Positives/ Vac Status	0 ICU, 10 Med Surg (5 vaccinated)	
Lab	Mondays	236	Recovered COVID Inpatients	As of 01/24/2021	
Lab	As Needed	0 / 59	Daily / Total COVID Deaths	As of 10/05/2021	
Lab	Weekdays	37	COVID Outpatient Positives	14-Day Running Total (27 vaccinated)	
Employee Health	Weekdays	14	COVID Employee Positives	12 Clinical / 2 Non-Clinical (13 vaccinated)	
Employee Health	Weekdays	27	COVID Employee PUIs	18 Clinical / 9 Non-Clinical (18 vaccinated)	
OTNS	Weekdays	26	24 Hr Inpatient Nurse Staffing Call-ins	(4.0 Volunteered/ 0.0 Mandated)	
OTNS	Weekdays	2	Daily Projected Schedule Admissions		
OTNS	Weekdays	18	Daily Projected Scheduled Discharges		
BMS	Weekdays	80.2%	(ICU/Acute) Bed Occupancy		
Operational Status					
Acute InPt DM	As Needed	Plan F	Post Vaccine COVID Bed Management Phase V2 (Oct 13, 2021)	15 COVID Beds (6) 6CS & (9) 6CN	
Acute InPt DM	As Needed	Deactivated SCI	16 Med/ Surg Bed Expansion in SCI	6 Beds "A" Wing, 10 Beds "B" Wing	
Acute InPt DM	As Needed	Conventional	Nursing Care Level	Normal Nursing Assignments	
ED	As Needed	Not Activated	ED Waiting Room Expansion		
Nurse Labor Pool	Weekdays	Phase I	Nurse Labor Pool	No Nurses Currently Deployed	
Vaccination Program	Weekdays	Big Shot/ZIHP	Nurse Labor Pool	0 FTEE	
Director	As Needed	25 -100%	Outpatient Operational Level	Service Dependent	
Color Coding Defined					
Facility Operational Status	Normal		Normal Operational levels at or below Plan B, Conventional, and Phase II		
	Moderate		1 Operational level elevated above normal level		
	Critical		2 or More Operational levels elevated above normal level		
Nurse Call-ins			Able to cover with In-house staff		
			40% Nursing Staff covered by Volunteered OT or Mandated OT		
			60% Nursing Staff covered by Volunteered OT or Mandated OT		

[Operational Status Reference Link](#)



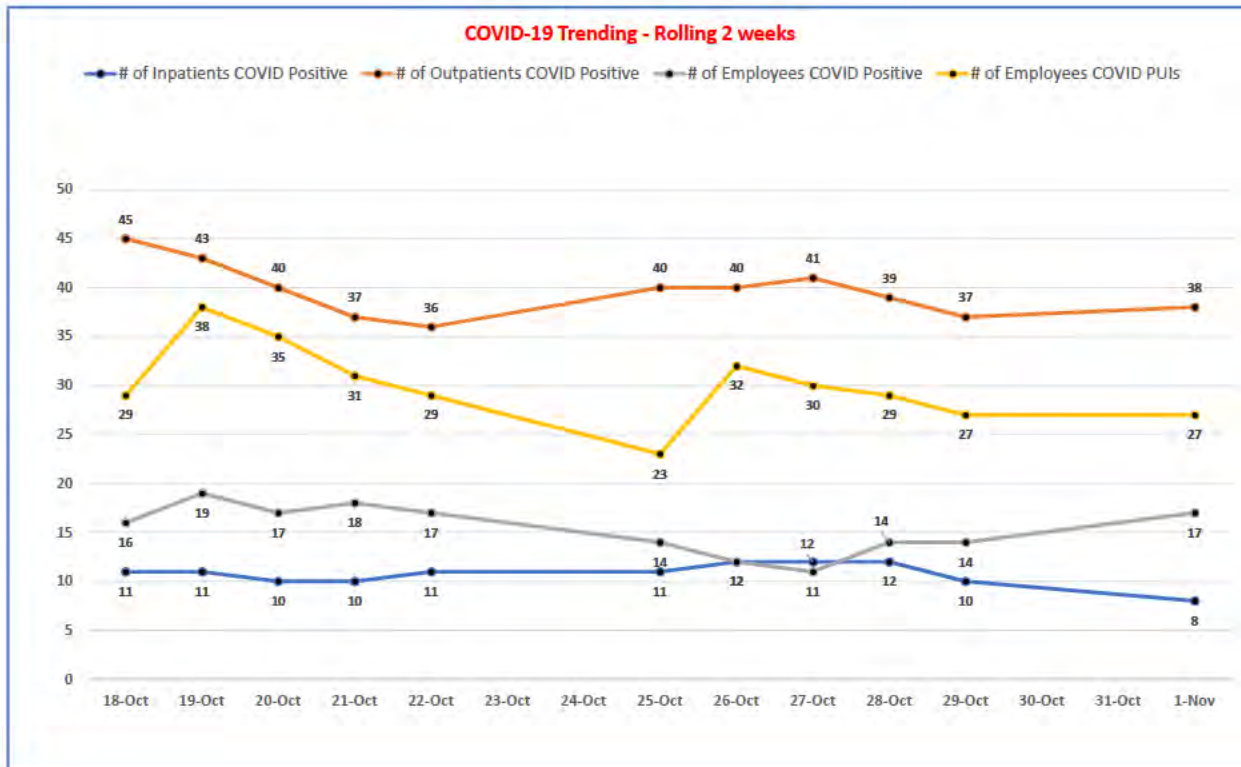
Facility Dashboard



SITUATION UPDATE

11/1/2021	Operational Level		Normal - "color coding" below	
Cummulative COVID Innoculation Totals			Employees	3958
			Veterans	33511
Source	Report Frequency	Status	Criteria	Notes
Lab	Weekdays	8	COVID Inpatient Positives/ Vac Status	3 ICU, 5 Med Surg (4 vaccinated)
Lab	Mondays	236	Recovered COVID Inpatients	As of 01/24/2021
Lab	As Needed	0 / 59	Daily / Total COVID Deaths	As of 10/05/2021
Lab	Weekdays	38	COVID Outpatient Positives	14-Day Running Total (28 vaccinated)
Employee Health	Weekdays	17	COVID Employee Positives	14 Clinical/ 3 Non-Clinical (15 vaccinated)
Employee Health	Weekdays	27	COVID Employee PUIs	18 Clinical / 9 Non-Clinical (14 vaccinated)
OTNS	Weekdays	23	24 Hr Inpatient Nurse Staffing Call-ins	(2.0 Volunteered/ 0.0 Mandated)
OTNS	Weekdays	11	Daily Projected Schedule Admissions	
OTNS	Weekdays	11	Daily Projected Scheduled Discharges	
BMS	Weekdays	85.5%	(ICU/Acute) Bed Occupancy	
Operational Status				
Acute InPt DM	As Needed	Plan E	Post Vaccine COVID Bed Management Phase V2 (Oct 13, 2021)	11 COVID Beds (6) 6CS & (5) 6CN
Acute InPt DM	As Needed	Deactivated SCI	16 Med/ Surg Bed Expansion in SCI	6 Beds "A" Wing, 10 Beds "B" Wing
Acute InPt DM	As Needed	Conventional	Nursing Care Level	Normal Nursing Assignments
ED	As Needed	Not Activated	ED Waiting Room Expansion	
Nurse Labor Pool	Weekdays	Phase I	Nurse Labor Pool	No Nurses Currently Deployed
Vaccination Program	Weekdays	Big Shot/ZIHP	Nurse Labor Pool	0 FTEE
Director	As Needed	25 -100%	Outpatient Operational Level	Service Dependent
Color Coding Defined				
Facility Operational Status	Normal	Normal Operational levels at or below Plan B, Conventional, and Phase II		
	Moderate	1 Operational level elevated above normal level		
	Critical	2 or More Operational levels elevated above normal level		
Nurse Call-ins	Green	Able to cover with In-house staff		
	Yellow	40% Nursing Staff covered by Volunteered OT or Mandated OT		
	Red	60% Nursing Staff covered by Volunteered OT or Mandated OT		

[Operational Status Reference Link](#)



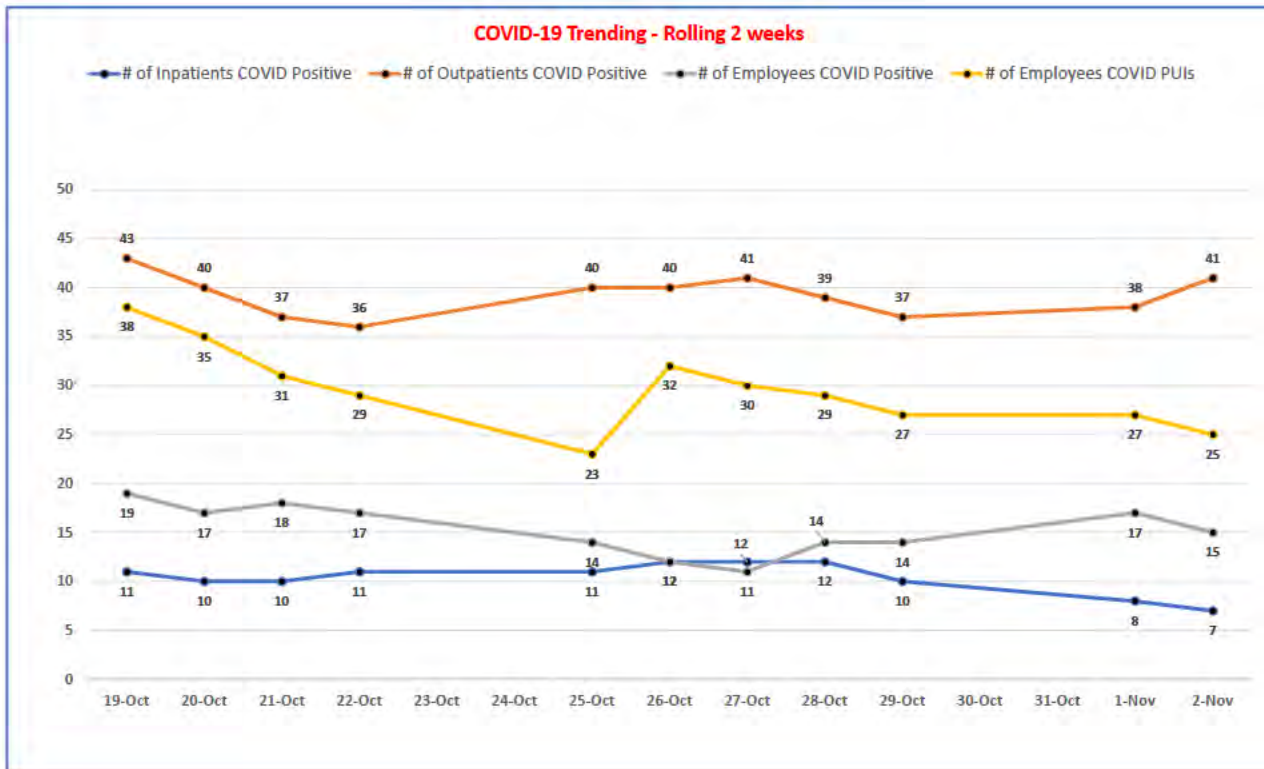
Facility Dashboard



SITUATION UPDATE

11/2/2021	Operational Level		Normal - "color coding" below	
Cummulative COVID Innoculation Totals			Employees	3958
			Veterans	33511
Source	Report Frequency	Status	Criteria	Notes
Lab	Weekdays	7	COVID Inpatient Positives/ Vac Status	3 ICU, 54Med Surg (4 vaccinated)
Lab	Mondays	236	Recovered COVID Inpatients	As of 01/24/2021
Lab	As Needed	0 / 59	Daily / Total COVID Deaths	As of 10/05/2021
Lab	Weekdays	41	COVID Outpatient Positives	14-Day Running Total (30 vaccinated)
Employee Health	Weekdays	15	COVID Employee Positives	12 Clinical / 3 Non-Clinical (13 vaccinated)
Employee Health	Weekdays	25	COVID Employee PUIs	16 Clinical / 9 Non-Clinical (13 vaccinated)
OTNS	Weekdays	26.5	24 Hr Inpatient Nurse Staffing Call-ins	(1.0 Volunteered/ 0.0 Mandated)
OTNS	Weekdays	5	Daily Projected Schedule Admissions	
OTNS	Weekdays	9	Daily Projected Scheduled Discharges	
BMS	Weekdays	90.0%	(ICU/Acute) Bed Occupancy	
Operational Status				
Acute InPt DM	As Needed	Plan E	Post Vaccine COVID Bed Management Phase V2 (Oct 13, 2021)	11 COVID Beds (6) 6CS & (5) 6CN
Acute InPt DM	As Needed	Deactivated SCI	16 Med/ Surg Bed Expansion in SCI	6 Beds "A" Wing, 10 Beds "B" Wing
Acute InPt DM	As Needed	Conventional	Nursing Care Level	Normal Nursing Assignments
ED	As Needed	Not Activated	ED Waiting Room Expansion	
Nurse Labor Pool	Weekdays	Phase I	Nurse Labor Pool	No Nurses Currently Deployed
Vaccination Program	Weekdays	Big Shot/ZIHP	Nurse Labor Pool	0 FTEE
Director	As Needed	25 -100%	Outpatient Operational Level	Service Dependent
Color Coding Defined				
Facility Operational Status	Normal	Normal Operational levels at or below Plan B, Conventional, and Phase II		
	Moderate	1 Operational level elevated above normal level		
	Critical	2 or More Operational levels elevated above normal level		
Nurse Call-ins	Green	Able to cover with In-house staff		
	Yellow	40% Nursing Staff covered by Volunteered OT or Mandated OT		
	Red	60% Nursing Staff covered by Volunteered OT or Mandated OT		

[Operational Status Reference Link](#)



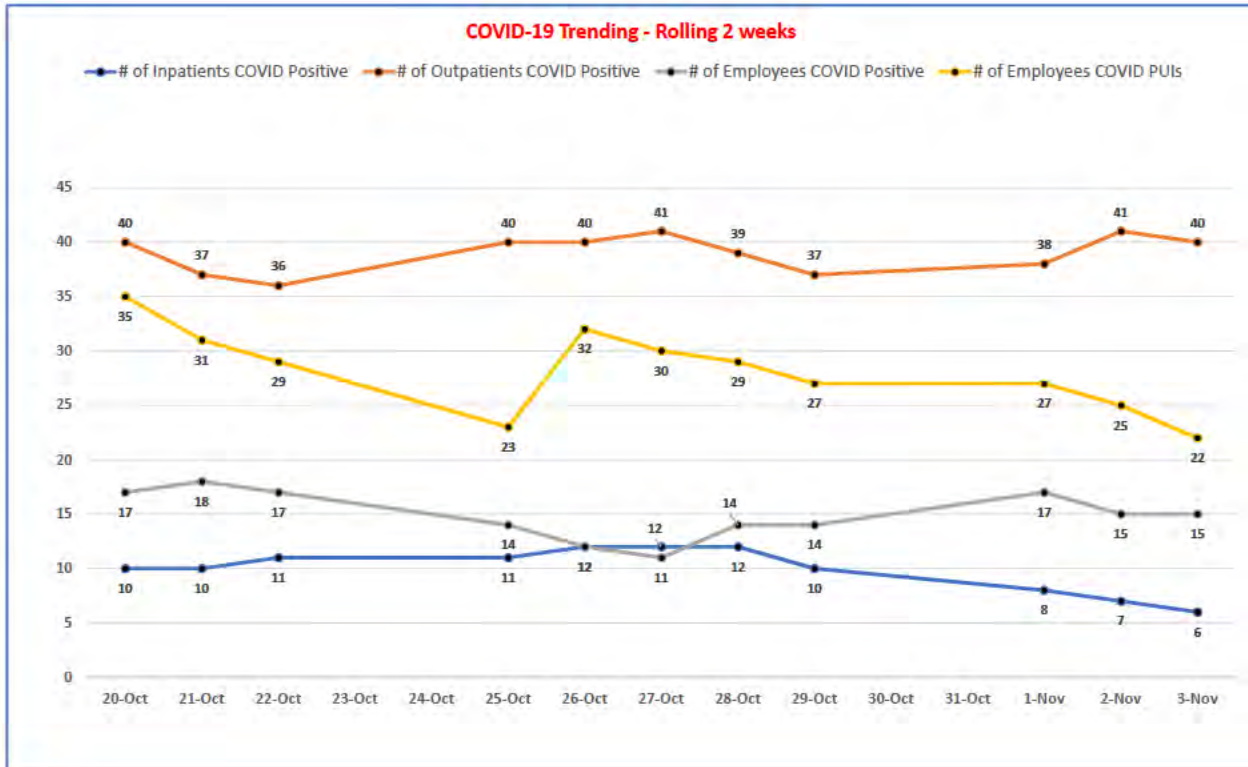
Facility Dashboard



SITUATION UPDATE

11/3/2021		Operational Level		Normal - "color coding" below	
Cummulative COVID Innoculation Totals				Employees	3958
				Veterans	33511
Source	Report Frequency	Status	Criteria	Notes	
Lab	Weekdays	6	COVID Inpatient Positives/ Vac Status	1 ICU, 5 Med Surg (3 vaccinated)	
Lab	Mondays	236	Recovered COVID Inpatients	As of 01/24/2021	
Lab	As Needed	0 / 59	Daily / Total COVID Deaths	As of 10/05/2021	
Lab	Weekdays	40	COVID Outpatient Positives	14-Day Running Total (28 vaccinated)	
Employee Health	Weekdays	15	COVID Employee Positives	12 Clinical / 3 Non-Clinical (12 vaccinated)	
Employee Health	Weekdays	22	COVID Employee PUIs	14 Clinical / 8 Non-Clinical (10 vaccinated)	
OTNS	Weekdays	31.5	24 Hr Inpatient Nurse Staffing Call-ins	(3.0 Volunteered/ 0.0 Mandated)	
OTNS	Weekdays	10	Daily Projected Schedule Admissions		
OTNS	Weekdays	17	Daily Projected Scheduled Discharges		
BMS	Weekdays	84.5%	(ICU/Acute) Bed Occupancy		
Operational Status					
Acute InPt DM	As Needed	Plan E	Post Vaccine COVID Bed Management Phase V2 (Oct 13, 2021)	11 COVID Beds (6) 6CS & (5) 6CN	
Acute InPt DM	As Needed	Deactivated SCI	16 Med/ Surg Bed Expansion in SCI	6 Beds "A" Wing, 10 Beds "B" Wing	
Acute InPt DM	As Needed	Conventional	Nursing Care Level	Normal Nursing Assignments	
ED	As Needed	Not Activated	ED Waiting Room Expansion		
Nurse Labor Pool	Weekdays	Phase I	Nurse Labor Pool	No Nurses Currently Deployed	
Vaccination Program	Weekdays	Big Shot/ZIHP	Nurse Labor Pool	0 FTEE	
Director	As Needed	25 -100%	Outpatient Operational Level	Service Dependent	
Color Coding Defined					
Facility Operational Status	Normal		Normal Operational levels at or below Plan B, Conventional, and Phase II		
	Moderate		1 Operational level elevated above normal level		
	Critical		2 or More Operational levels elevated above normal level		
Nurse Call-ins			Able to cover with In-house staff		
			40% Nursing Staff covered by Volunteered OT or Mandated OT		
			60% Nursing Staff covered by Volunteered OT or Mandated OT		

[Operational Status Reference Link](#)



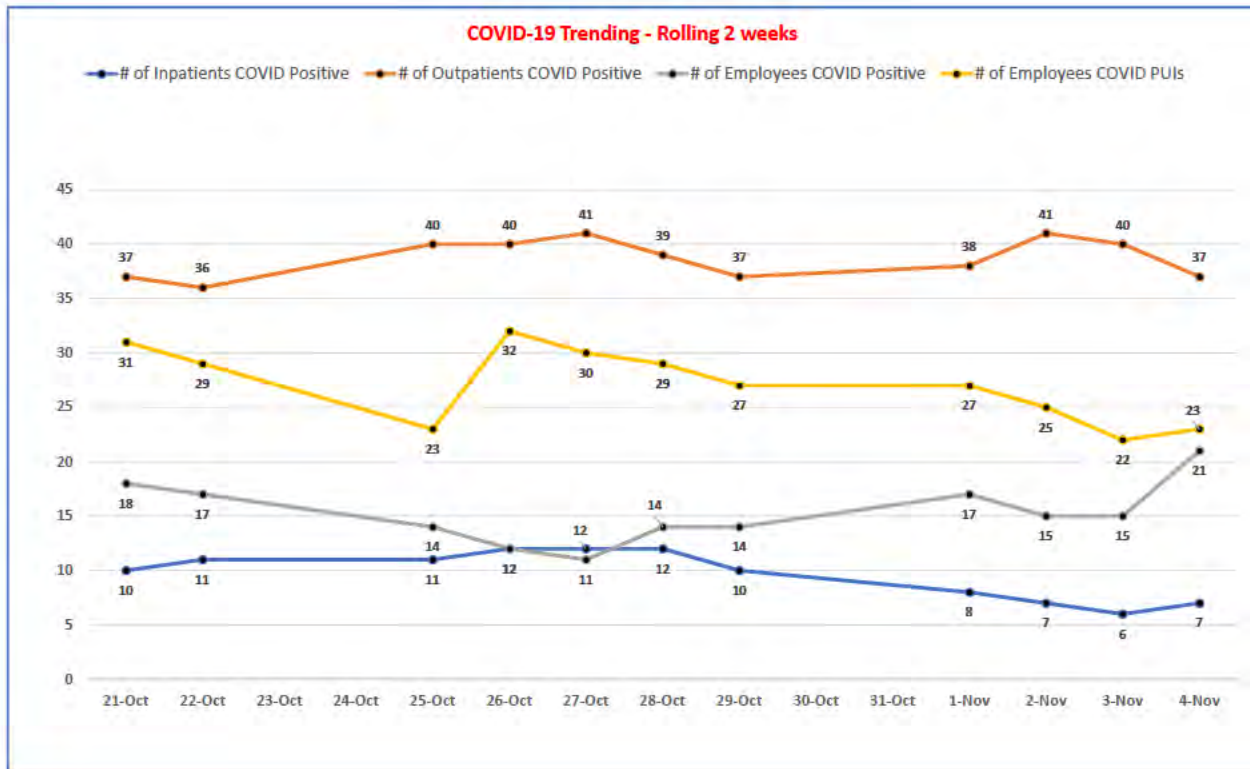
Facility Dashboard



SITUATION UPDATE

11/4/2021		Operational Level		Normal - "color coding" below	
Cummulative COVID Innoculation Totals				Employees	3958
				Veterans	33511
Source	Report Frequency	Status	Criteria	Notes	
Lab	Weekdays	7	COVID Inpatient Positives/ Vac Status	1 ICU, 6 Med Surg (2 vaccinated)	
Lab	Mondays	236	Recovered COVID Inpatients	As of 01/24/2021	
Lab	As Needed	0 / 59	Daily / Total COVID Deaths	As of 10/05/2021	
Lab	Weekdays	37	COVID Outpatient Positives	14-Day Running Total (25 vaccinated)	
Employee Health	Weekdays	21	COVID Employee Positives	15 Clinical / 1 Non-Clinical (16 vaccinated)	
Employee Health	Weekdays	23	COVID Employee PUIs	15 Clinical / 8 Non-Clinical (12 vaccinated)	
OTNS	Weekdays	27.5	24 Hr Inpatient Nurse Staffing Call-ins	(1.0 Volunteered/ 0.0 Mandated)	
OTNS	Weekdays	6	Daily Projected Schedule Admissions		
OTNS	Weekdays	11	Daily Projected Scheduled Discharges		
BMS	Weekdays	85.7%	(ICU/Acute) Bed Occupancy		
Operational Status					
Acute InPt DM	As Needed	Plan D	Post Vaccine COVID Bed Management Phase V2 (Oct 13, 2021)	9 COVID Beds (6) 6CS & (3) 6CN	
Acute InPt DM	As Needed	Deactivated SCI	16 Med/ Surg Bed Expansion in SCI	6 Beds "A" Wing, 10 Beds "B" Wing	
Acute InPt DM	As Needed	Conventional	Nursing Care Level	Normal Nursing Assignments	
ED	As Needed	Not Activated	ED Waiting Room Expansion		
Nurse Labor Pool	Weekdays	Phase I	Nurse Labor Pool	No Nurses Currently Deployed	
Vaccination Program	Weekdays	Big Shot/ZIHP	Nurse Labor Pool	0 FTEE	
Director	As Needed	25 -100%	Outpatient Operational Level	Service Dependent	
Color Coding Defined					
Facility Operational Status	Normal		Normal Operational levels at or below Plan B, Conventional, and Phase II		
	Moderate		1 Operational level elevated above normal level		
	Critical		2 or More Operational levels elevated above normal level		
Nurse Call-ins			Able to cover with In-house staff		
			40% Nursing Staff covered by Volunteered OT or Mandated OT		
			60% Nursing Staff covered by Volunteered OT or Mandated OT		

[Operational Status Reference Link](#)



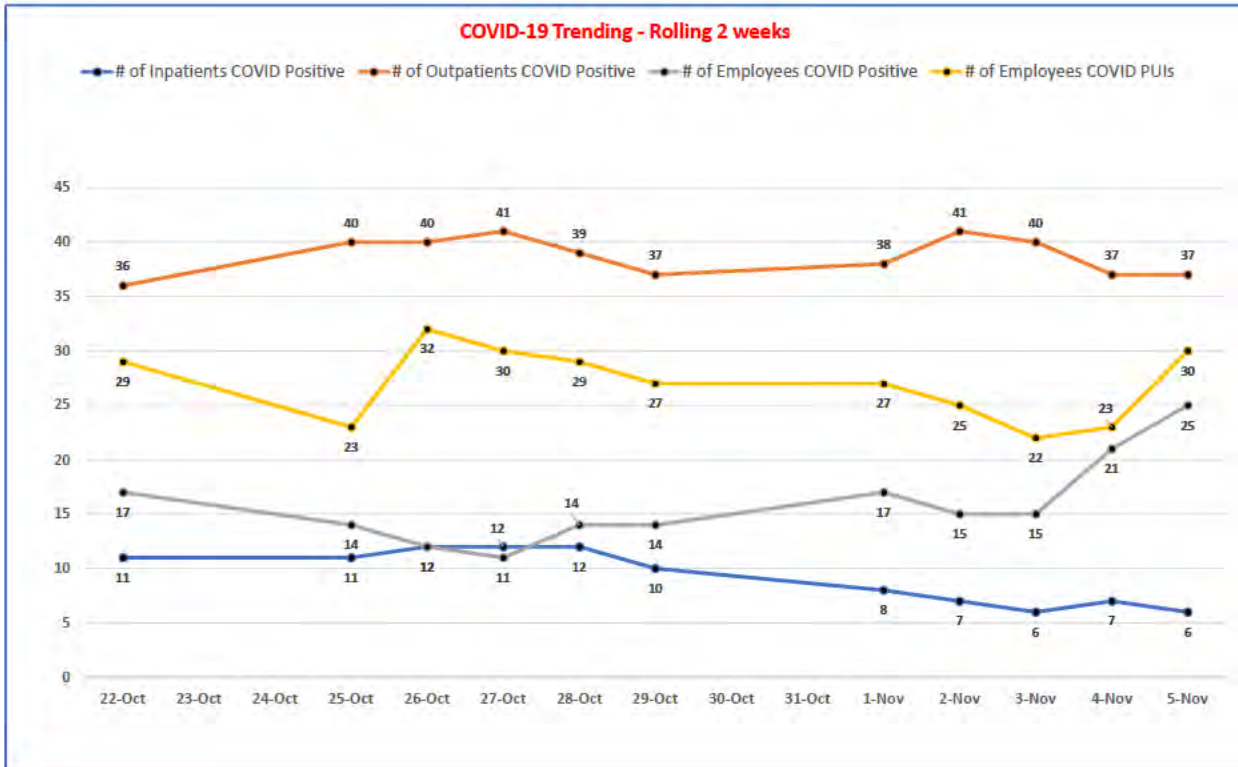
Facility Dashboard



SITUATION UPDATE

11/5/2021		Operational Level		Normal - "color coding" below	
Cummulative COVID Innoculation Totals				Employees	3958
				Veterans	33511
Source	Report Frequency	Status	Criteria	Notes	
Lab	Weekdays	6	COVID Inpatient Positives/ Vac Status	1 ICU, 5 Med Surg (2 vaccinated)	
Lab	Mondays	236	Recovered COVID Inpatients	As of 01/24/2021	
Lab	As Needed	0 / 59	Daily / Total COVID Deaths	As of 10/05/2021	
Lab	Weekdays	37	COVID Outpatient Positives	14-Day Running Total (23 vaccinated)	
Employee Health	Weekdays	25	COVID Employee Positives	21 Clinical/ 4 Non-Clinical (19 vaccinated)	
Employee Health	Weekdays	30	COVID Employee PUIs	18 Clinical / 12 Non-Clinical (19 vaccinated)	
OTNS	Weekdays	29.5	24 Hr Inpatient Nurse Staffing Call-ins	(4.5 Volunteered/ 0.0 Mandated)	
OTNS	Weekdays	1	Daily Projected Schedule Admissions		
OTNS	Weekdays	10	Daily Projected Scheduled Discharges		
BMS	Weekdays	83.0%	(ICU/Acute) Bed Occupancy		
Operational Status					
Acute InPt DM	As Needed	Plan D	Post Vaccine COVID Bed Management Phase V2 (Oct 13, 2021)	9 COVID Beds (6 GCS & (3) 6CN	
Acute InPt DM	As Needed	Deactivated SCI	16 Med/ Surg Bed Expansion in SCI	6 Beds "A" Wing, 10 Beds "B" Wing	
Acute InPt DM	As Needed	Conventional	Nursing Care Level	Normal Nursing Assignments	
ED	As Needed	Not Activated	ED Waiting Room Expansion		
Nurse Labor Pool	Weekdays	Phase I	Nurse Labor Pool	No Nurses Currently Deployed	
Vaccination Program	Weekdays	Big Shot/ZIHP	Nurse Labor Pool	0 FTEE	
Director	As Needed	25 -100%	Outpatient Operational Level	Service Dependent	
Color Coding Defined					
Facility Operational Status	Normal		Normal Operational levels at or below Plan B, Conventional, and Phase II		
	Moderate		1 Operational level elevated above normal level		
	Critical		2 or More Operational levels elevated above normal level		
Nurse Call-ins			Able to cover with In-house staff		
			40% Nursing Staff covered by Volunteered OT or Mandated OT		
			60% Nursing Staff covered by Volunteered OT or Mandated OT		

[Operational Status Reference Link](#)



Facility Dashboard



SITUATION UPDATE

11/9/2021		Operational Level		Normal - "color coding" below	
Cummulative COVID Innoculation Totals				Employees	3958
				Veterans	33511
Source	Report Frequency	Status	Criteria	Notes	
Lab	Weekdays	4	COVID Inpatient Positives/ Vac Status	1 ICU, 4 Med Surg (1 vaccinated)	
Lab	Mondays	236	Recovered COVID Inpatients	As of 01/24/2021	
Lab	As Needed	0 / 59	Daily / Total COVID Deaths	As of 10/05/2021	
Lab	Weekdays	40	COVID Outpatient Positives	14-Day Running Total (22 vaccinated)	
Employee Health	Weekdays	37	COVID Employee Positives	25 Clinical/ 12 Non-Clinical (30 vaccinated)	
Employee Health	Weekdays	28	COVID Employee PUIs	16 Clinical / 12 Non-Clinical (17 vaccinated)	
OTNS	Weekdays	27.5	24 Hr Inpatient Nurse Staffing Call-ins	(0.0 Volunteered/ 0.5 Mandated)	
OTNS	Weekdays	9	Daily Projected Schedule Admissions		
OTNS	Weekdays	10	Daily Projected Scheduled Discharges		
BMS	Weekdays	99.1%	(ICU/Acute) Bed Occupancy		

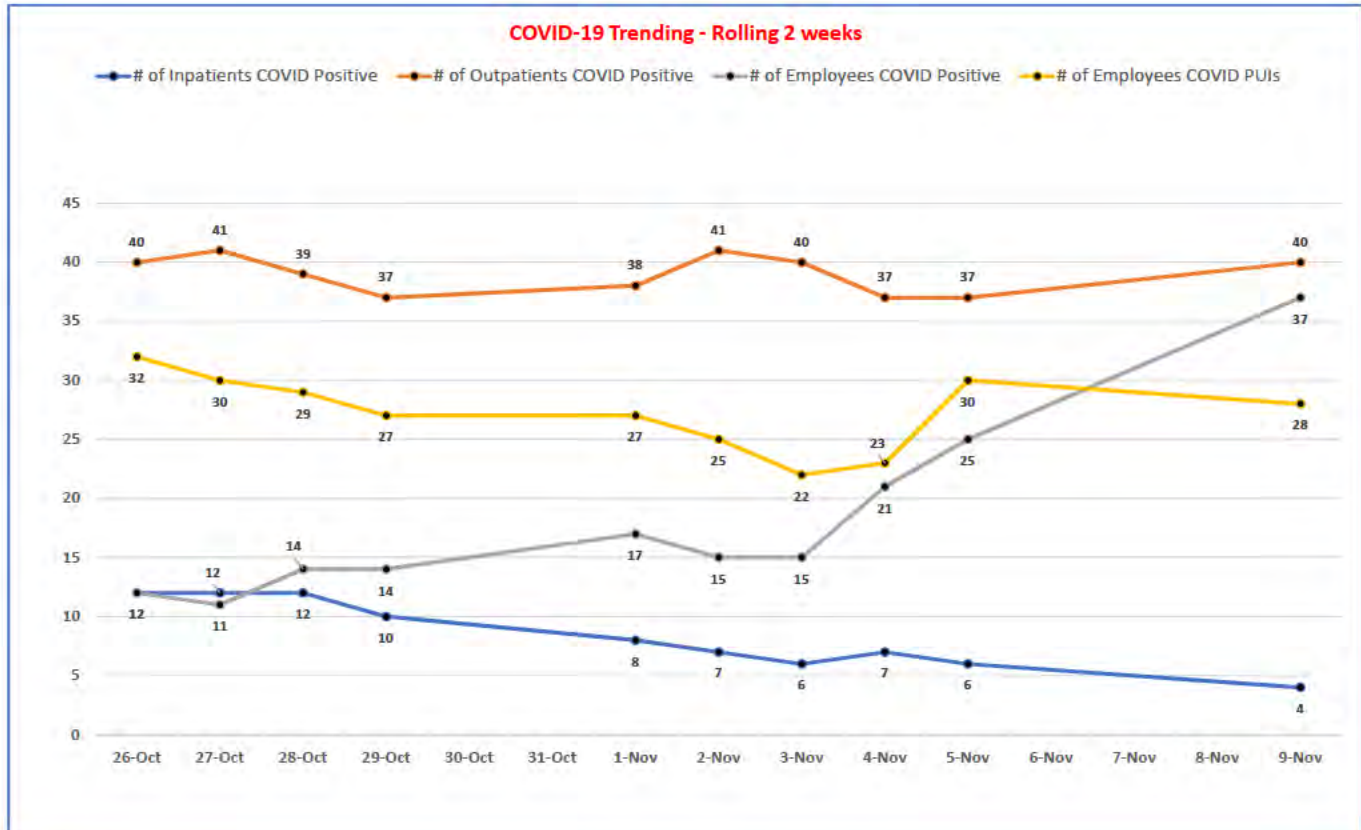
Operational Status

Acute InPt DM	As Needed	Plan D	Post Vaccine COVID Bed Management Phase V2 (Oct 13, 2021)	9 COVID Beds (6) 6CS & (3) 6CN
Acute InPt DM	As Needed	Deactivated SCI	16 Med/ Surg Bed Expansion in SCI	6 Beds "A" Wing, 10 Beds "B" Wing
Acute InPt DM	As Needed	Conventional	Nursing Care Level	Normal Nursing Assignments
ED	As Needed	Not Activated	ED Waiting Room Expansion	
Nurse Labor Pool	Weekdays	Phase I	Nurse Labor Pool	No Nurses Currently Deployed
Vaccination Program	Weekdays	Big Shot/ZIHP	Nurse Labor Pool	0 FTEE
Director	As Needed	25 -100%	Outpatient Operational Level	Service Dependent

Color Coding Defined

Facility Operational Status	Normal	Normal Operational levels at or below Plan B, Conventional, and Phase II
	Moderate	1 Operational level elevated above normal level
	Critical	2 or More Operational levels elevated above normal level
Nurse Call-ins	Green	Able to cover with In-house staff
	Yellow	40% Nursing Staff covered by Volunteered OT or Mandated OT
	Red	60% Nursing Staff covered by Volunteered OT or Mandated OT

[Operational Status Reference Link](#)



Facility Dashboard



SITUATION UPDATE

11/10/2021		Operational Level		Normal - "color coding" below	
Cummulative COVID Innoculation Totals				Employees	3958
				Veterans	33511
Source	Report Frequency	Status	Criteria	Notes	
Lab	Weekdays	6	COVID Inpatient Positives/ Vac Status	2 ICU, 4 Med Surg (3 vaccinated)	
Lab	Mondays	236	Recovered COVID Inpatients	As of 01/24/2021	
Lab	As Needed	0 / 59	Daily / Total COVID Deaths	As of 10/05/2021	
Lab	Weekdays	50	COVID Outpatient Positives	14-Day Running Total (28 vaccinated)	
Employee Health	Weekdays	35	COVID Employee Positives	22 Clinical/ 13 Non-Clinical (30 vaccinated)	
Employee Health	Weekdays	31	COVID Employee PUIs	15 Clinical / 16 Non-Clinical (20 vaccinated)	
OTNS	Weekdays	17.5	24 Hr Inpatient Nurse Staffing Call-ins	(6 Volunteered/ 0.5 Mandated)	
OTNS	Weekdays	8	Daily Projected Schedule Admissions		
OTNS	Weekdays	11	Daily Projected Scheduled Discharges		
BMS	Weekdays	93.8%	(ICU/Acute) Bed Occupancy		

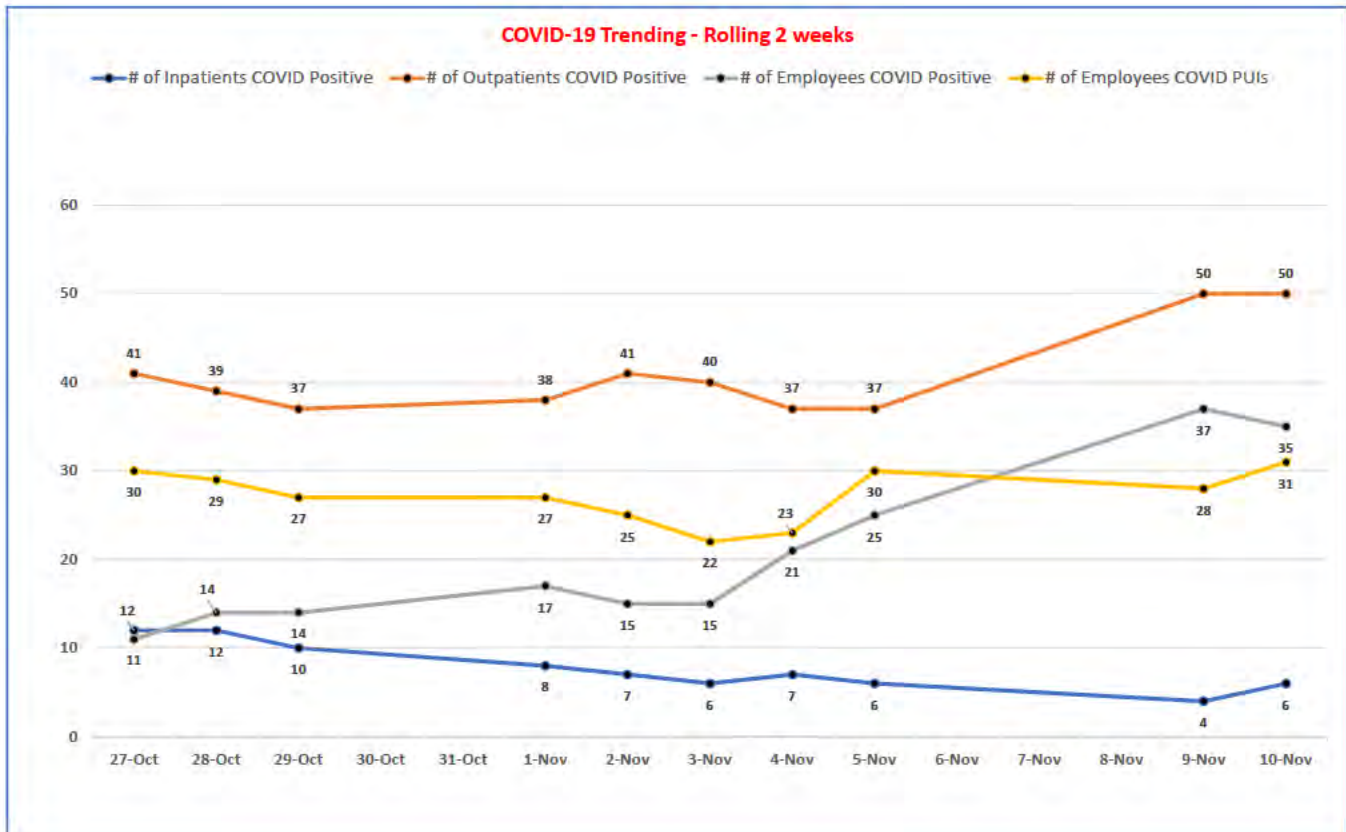
Operational Status

Acute InPt DM	As Needed	Plan D	Post Vaccine COVID Bed Management Phase V2 (Oct 13, 2021)	9 COVID Beds (6) 6CS & (3) 6CN
Acute InPt DM	As Needed	Deactivated SCI	16 Med/ Surg Bed Expansion in SCI	6 Beds "A" Wing, 10 Beds "B" Wing
Acute InPt DM	As Needed	Conventional	Nursing Care Level	Normal Nursing Assignments
ED	As Needed	Not Activated	ED Waiting Room Expansion	
Nurse Labor Pool	Weekdays	Phase I	Nurse Labor Pool	No Nurses Currently Deployed
Vaccination Program	Weekdays	Big Shot/ZIHP	Nurse Labor Pool	0 FTEE
Director	As Needed	25 -100%	Outpatient Operational Level	Service Dependent

Color Coding Defined

Facility Operational Status	Normal	Normal Operational levels at or below Plan B, Conventional, and Phase II
	Moderate	1 Operational level elevated above normal level
	Critical	2 or More Operational levels elevated above normal level
Nurse Call-ins	Green	Able to cover with In-house staff
	Yellow	40% Nursing Staff covered by Volunteered OT or Mandated OT
	Red	60% Nursing Staff covered by Volunteered OT or Mandated OT

[Operational Status Reference Link](#)



Facility Dashboard



SITUATION UPDATE

11/15/2021		Operational Level		Normal - "color coding" below	
Cummulative COVID Innoculation Totals				Employees	3958
				Veterans	33511
Source	Report Frequency	Status	Criteria	Notes	
Lab	Weekdays	4	COVID Inpatient Positives/ Vac Status	1 ICU, 3 Med Surg (2 vaccinated)	
Lab	Mondays	236	Recovered COVID Inpatients	As of 01/24/2021	
Lab	As Needed	0 / 59	Daily / Total COVID Deaths	As of 10/05/2021	
Lab	Weekdays	63	COVID Outpatient Positives	14-Day Running Total (37 vaccinated)	
Employee Health	Weekdays	40	COVID Employee Positives	14 Clinical / 26 Non-Clinical (30 vaccinated)	
Employee Health	Weekdays	24	COVID Employee PUIs	7 Clinical / 17 Non-Clinical (8 vaccinated)	
OTNS	Weekdays	31	24 Hr Inpatient Nurse Staffing Call-ins	(3.0 Volunteered/ 0 Mandated)	
OTNS	Weekdays	9	Daily Projected Schedule Admissions		
OTNS	Weekdays	8	Daily Projected Scheduled Discharges		
BMS	Weekdays	77.4%	(ICU/Acute) Bed Occupancy		

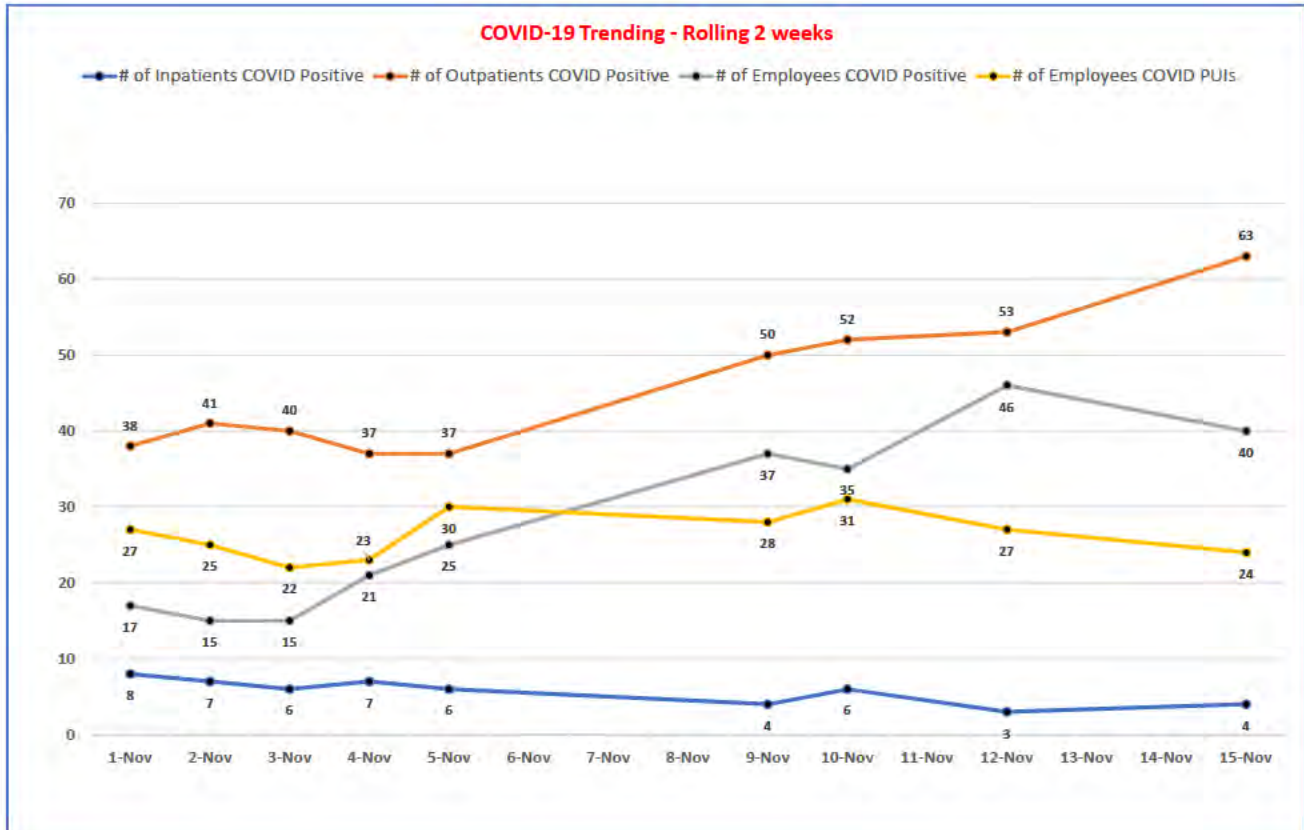
Operational Status

Acute InPt DM	As Needed	Plan C	Post Vaccine COVID Bed Management Phase V2 (Oct 13, 2021)	6 COVID Beds (6) 6CS
Acute InPt DM	As Needed	Deactivated SCI	16 Med/ Surg Bed Expansion in SCI	6 Beds "A" Wing, 10 Beds "B" Wing
Acute InPt DM	As Needed	Conventional	Nursing Care Level	Normal Nursing Assignments
ED	As Needed	Not Activated	ED Waiting Room Expansion	
Nurse Labor Pool	Weekdays	Phase I	Nurse Labor Pool	No Nurses Currently Deployed
Vaccination Program	Weekdays	Big Shot/ZIHP	Nurse Labor Pool	0 FTEE
Director	As Needed	25 -100%	Outpatient Operational Level	Service Dependent

Color Coding Defined

Facility Operational Status	Normal	Normal Operational levels at or below Plan B, Conventional, and Phase II
	Moderate	1 Operational level elevated above normal level
	Critical	2 or More Operational levels elevated above normal level
Nurse Call-ins	Green	Able to cover with In-house staff
	Yellow	40% Nursing Staff covered by Volunteered OT or Mandated OT
	Red	60% Nursing Staff covered by Volunteered OT or Mandated OT

[Operational Status Reference Link](#)



Facility Dashboard



SITUATION UPDATE

11/17/2021		Operational Level		Normal - "color coding" below	
Cummulative COVID Innoculation Totals				Employees	3958
				Veterans	33511
Source	Report Frequency	Status	Criteria	Notes	
Lab	Weekdays	6	COVID Inpatient Positives/ Vac Status	0 ICU, 6 Med Surg (3 vaccinated)	
Lab	Mondays	236	Recovered COVID Inpatients	As of 01/24/2021	
Lab	As Needed	0 / 59	Daily / Total COVID Deaths	As of 10/05/2021	
Lab	Weekdays	60	COVID Outpatient Positives	14-Day Running Total (35 vaccinated)	
Employee Health	Weekdays	40	COVID Employee Positives	12 Clinical / 28 Non-Clinical (29 vaccinated)	
Employee Health	Weekdays	37	COVID Employee PUIs	17 Clinical / 20 Non-Clinical (24 vaccinated)	
OTNS	Weekdays	18	24 Hr Inpatient Nurse Staffing Call-ins	(1.5 Volunteered/ 0 Mandated)	
OTNS	Weekdays	5	Daily Projected Schedule Admissions		
OTNS	Weekdays	14	Daily Projected Scheduled Discharges		
BMS	Weekdays	92.9%	(ICU/Acute) Bed Occupancy		

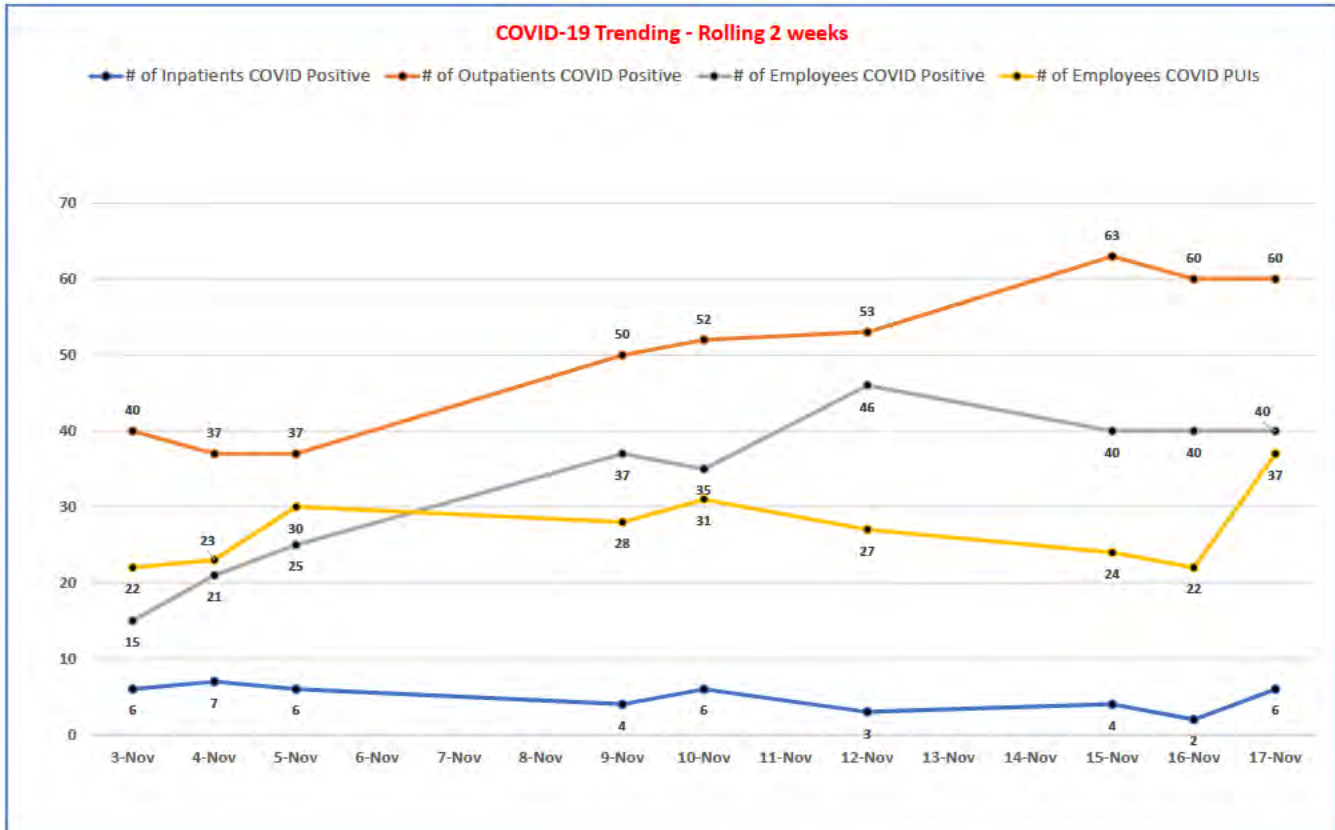
Operational Status

Acute InPt DM	As Needed	Plan C	Post Vaccine COVID Bed Management Phase V2 (Oct 13, 2021)	6 COVID Beds (6) 6CS
Acute InPt DM	As Needed	Deactivated SCI	16 Med/ Surg Bed Expansion in SCI	6 Beds "A" Wing, 10 Beds "B" Wing
Acute InPt DM	As Needed	Conventional	Nursing Care Level	Normal Nursing Assignments
ED	As Needed	Not Activated	ED Waiting Room Expansion	
Nurse Labor Pool	Weekdays	Phase I	Nurse Labor Pool	No Nurses Currently Deployed
Vaccination Program	Weekdays	Big Shot/ZIHP	Nurse Labor Pool	0 FTEE
Director	As Needed	25 -100%	Outpatient Operational Level	Service Dependent

Color Coding Defined

Facility Operational Status	Normal	Normal Operational levels at or below Plan B, Conventional, and Phase II
	Moderate	1 Operational level elevated above normal level
	Critical	2 or More Operational levels elevated above normal level
Nurse Call-ins	Normal	Able to cover with In-house staff
	Moderate	40% Nursing Staff covered by Volunteered OT or Mandated OT
	Critical	60% Nursing Staff covered by Volunteered OT or Mandated OT

[Operational Status Reference Link](#)



Facility Dashboard



SITUATION UPDATE

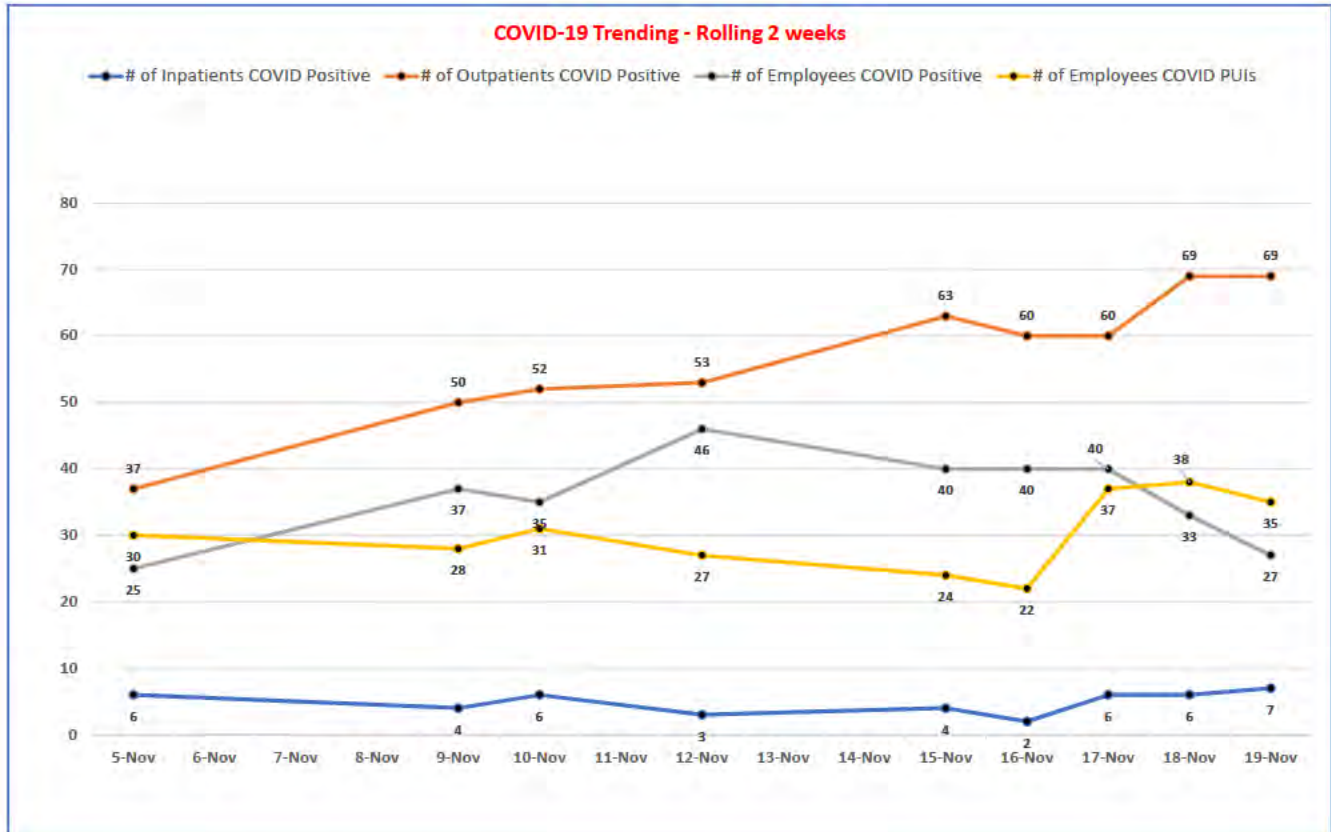
11/19/2021	Operational Level		Normal - "color coding" below	
Cummulative COVID Innoculation Totals			Employees	3958
			Veterans	33511
Source	Report Frequency	Status	Criteria	Notes
Lab	Weekdays	7	COVID Inpatient Positives/ Vac Status	0 ICU, 2 PCU, 5 Med Surg (4 vaccinated)
Lab	Mondays	236	Recovered COVID Inpatients	As of 01/24/2021
Lab	As Needed	0 / 59	Daily / Total COVID Deaths	As of 10/05/2021
Lab	Weekdays	69	COVID Outpatient Positives	14-Day Running Total (41 vaccinated)
Employee Health	Weekdays	27	COVID Employee Positives	11 Clinical/ 16 Non-Clinical (20 vaccinated)
Employee Health	Weekdays	35	COVID Employee PUIs	16 Clinical / 19 Non-Clinical (21 vaccinated)
OTNS	Weekdays	21.5	24 Hr Inpatient Nurse Staffing Call-ins	(5.5 Volunteered/ 0 Mandated)
OTNS	Weekdays	8	Daily Projected Schedule Admissions	
OTNS	Weekdays	17	Daily Projected Scheduled Discharges	
BMS	Weekdays	97.3%	(ICU/Acute) Bed Occupancy	

Operational Status				
Acute InPt DM	As Needed	Plan D	Post Vaccine COVID Bed Management Phase V2 (Oct 13, 2021)	9 COVID Beds (6) 6CS & 6CN (3)
Acute InPt DM	As Needed	Deactivated SCI	16 Med/ Surg Bed Expansion in SCI	6 Beds "A" Wing, 10 Beds "B" Wing
Acute InPt DM	As Needed	Conventional	Nursing Care Level	Normal Nursing Assignments
ED	As Needed	Not Activated	ED Waiting Room Expansion	
Nurse Labor Pool	Weekdays	Phase I	Nurse Labor Pool	No Nurses Currently Deployed
Vaccination Program	Weekdays	Big Shot/ZIHP	Nurse Labor Pool	0 FTEE
Director	As Needed	25 -100%	Outpatient Operational Level	Service Dependent

Color Coding Defined		
Facility Operational Status	Normal	Normal Operational levels at or below Plan B, Conventional, and Phase II
	Moderate	1 Operational level elevated above normal level
	Critical	2 or More Operational levels elevated above normal level

Nurse Call-ins	Green	Able to cover with In-house staff
	Yellow	40% Nursing Staff covered by Volunteered OT or Mandated OT
	Red	60% Nursing Staff covered by Volunteered OT or Mandated OT

[Operational Status Reference Link](#)



Facility Dashboard



SITUATION UPDATE

11/22/2021		Operational Level		Normal - "color coding" below	
Cummulative COVID Innoculation Totals				Employees	3958
				Veterans	33511
Source	Report Frequency	Status	Criteria	Notes	
Lab	Weekdays	7	COVID Inpatient Positives/ Vac Status	0 ICU, 7 Med Surg (4 vaccinated)	
Lab	Mondays	236	Recovered COVID Inpatients	As of 01/24/2021	
Lab	As Needed	0 / 59	Daily / Total COVID Deaths	As of 10/05/2021	
Lab	Weekdays	71	COVID Outpatient Positives	14-Day Running Total (41 vaccinated)	
Employee Health	Weekdays	19	COVID Employee Positives	9 Clinical/ 10 Non-Clinical (12 vaccinated)	
Employee Health	Weekdays	29	COVID Employee PUIs	18 Clinical / 11 Non-Clinical (18 vaccinated)	
OTNS	Weekdays	26.5	24 Hr Inpatient Nurse Staffing Call-ins	(1.5 Volunteered/ 0 Mandated)	
OTNS	Weekdays	4	Daily Projected Schedule Admissions		
OTNS	Weekdays	17	Daily Projected Scheduled Discharges		
BMS	Weekdays	77.7%	(ICU/Acute) Bed Occupancy		

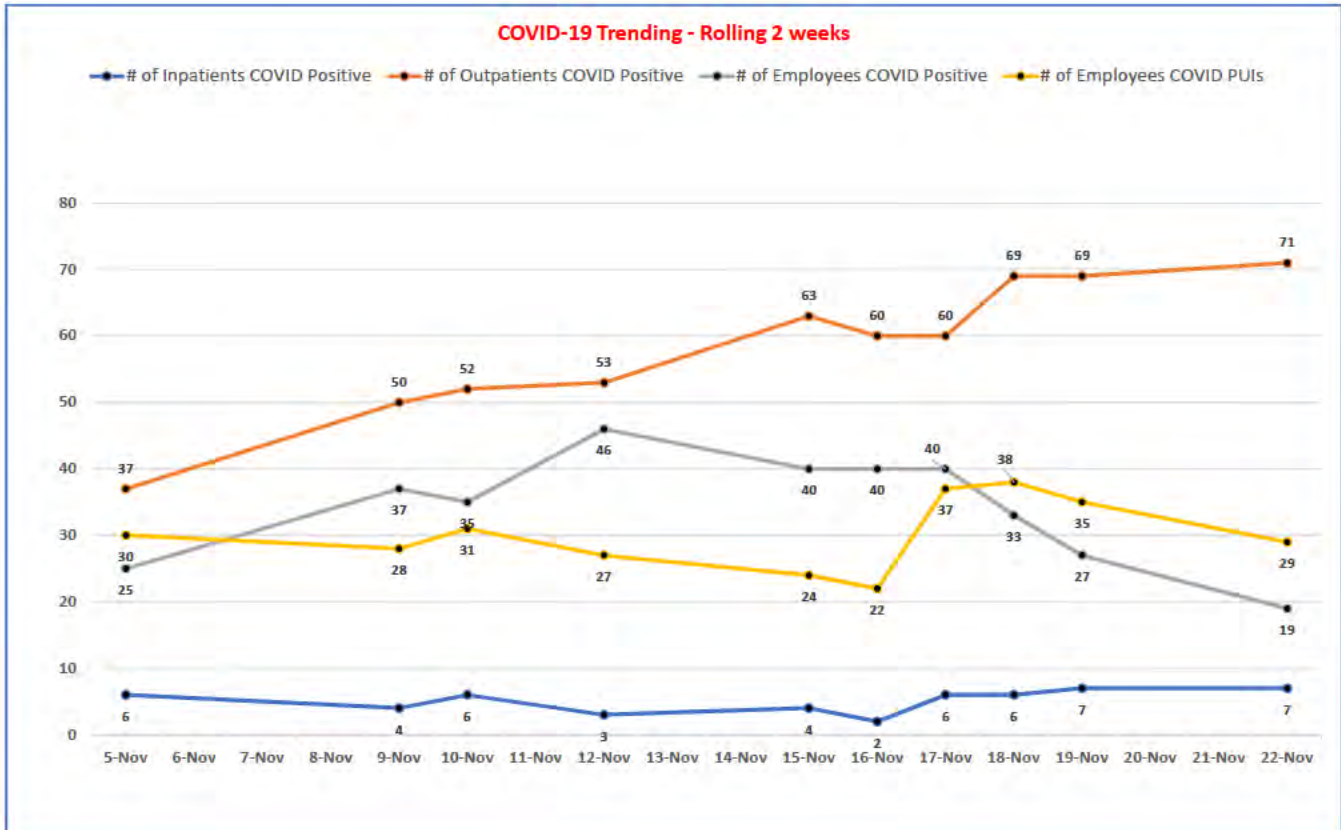
Operational Status

Acute InPt DM	As Needed	Plan D	Post Vaccine COVID Bed Management Phase V2 (Oct 13, 2021)	9 COVID Beds (6) 6CS & 6CN (3)
Acute InPt DM	As Needed	Deactivated SCI	16 Med/ Surg Bed Expansion in SCI	6 Beds "A" Wing, 10 Beds "B" Wing
Acute InPt DM	As Needed	Conventional	Nursing Care Level	Normal Nursing Assignments
ED	As Needed	Not Activated	ED Waiting Room Expansion	
Nurse Labor Pool	Weekdays	Phase I	Nurse Labor Pool	No Nurses Currently Deployed
Vaccination Program	Weekdays	Big Shot/ZIHP	Nurse Labor Pool	0 FTEE
Director	As Needed	25 -100%	Outpatient Operational Level	Service Dependent

Color Coding Defined

Facility Operational Status	Normal	Normal Operational levels at or below Plan B, Conventional, and Phase II
	Moderate	1 Operational level elevated above normal level
	Critical	2 or More Operational levels elevated above normal level
Nurse Call-ins	Normal	Able to cover with In-house staff
	Moderate	40% Nursing Staff covered by Volunteered OT or Mandated OT
	Critical	60% Nursing Staff covered by Volunteered OT or Mandated OT

[Operational Status Reference Link](#)



Facility Dashboard



SITUATION UPDATE

11/24/2021		Operational Level		Normal - "color coding" below	
Cummulative COVID Innoculation Totals				Employees	3958
				Veterans	33511
Source	Report Frequency	Status	Criteria	Notes	
Lab	Weekdays	12	COVID Inpatient Positives/ Vac Status	0 ICU, 1 PCU, 11 Med Surg (5 vaccinated)	
Lab	Mondays	236	Recovered COVID Inpatients	As of 01/24/2021	
Lab	As Needed	0 / 59	Daily / Total COVID Deaths	As of 10/05/2021	
Lab	Weekdays	74	COVID Outpatient Positives	14-Day Running Total (39 vaccinated)	
Employee Health	Weekdays	23	COVID Employee Positives	13 Clinical/ 10 Non-Clinical (14 vaccinated)	
Employee Health	Weekdays	28	COVID Employee PUIs	18 Clinical / 10 Non-Clinical (15 vaccinated)	
OTNS	Weekdays	23.5	24 Hr Inpatient Nurse Staffing Call-ins	(5.0 Volunteered/ 2.5 Mandated)	
OTNS	Weekdays	3	Daily Projected Schedule Admissions		
OTNS	Weekdays	8	Daily Projected Scheduled Discharges		
BMS	Weekdays	87.7%	(ICU/Acute) Bed Occupancy		

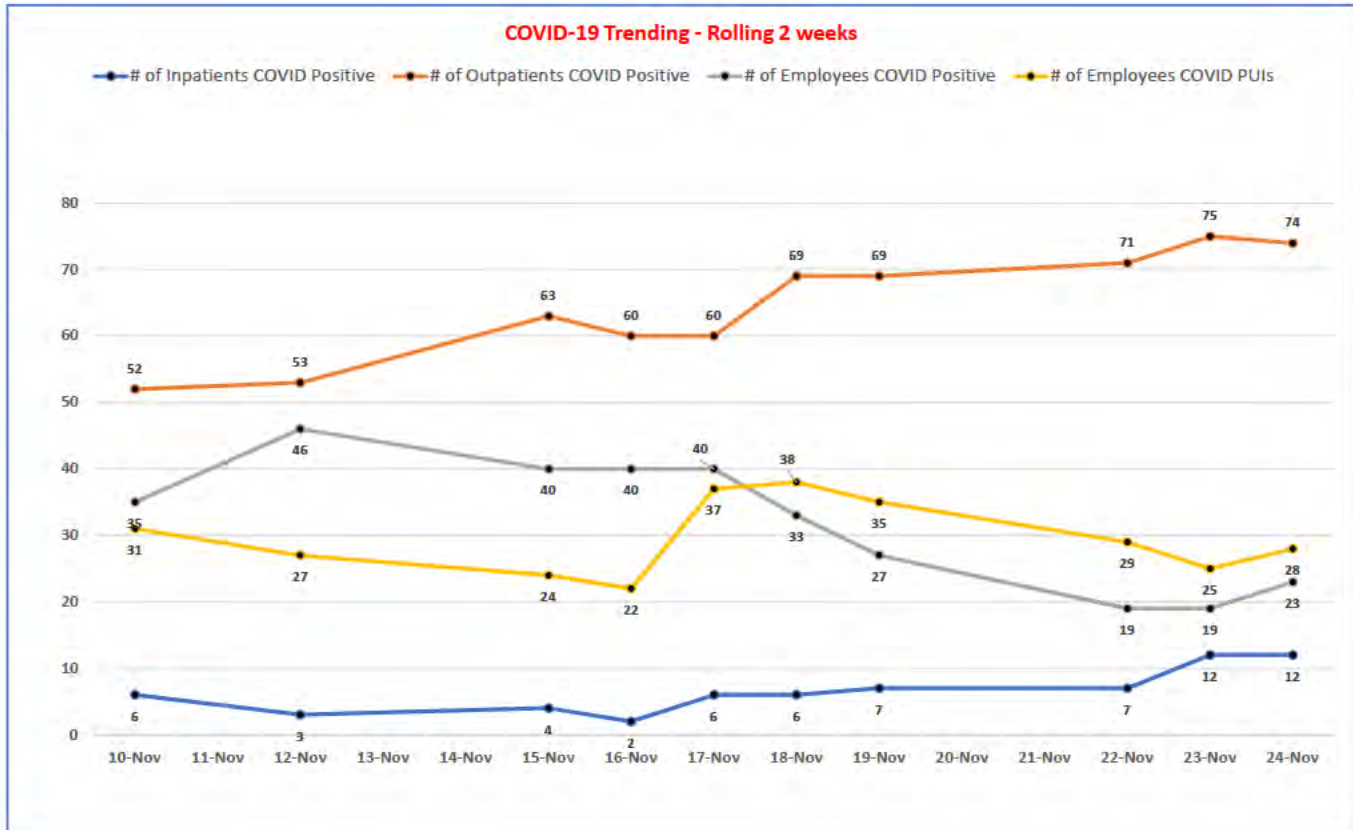
Operational Status

Acute InPt DM	As Needed	Plan F	Post Vaccine COVID Bed Management Phase V2 (Oct 13, 2021)	15 COVID Beds (6) 6CS & 6CN (9)
Acute InPt DM	As Needed	Deactivated SCI	16 Med/ Surg Bed Expansion in SCI	6 Beds "A" Wing, 10 Beds "B" Wing
Acute InPt DM	As Needed	Conventional	Nursing Care Level	Normal Nursing Assignments
ED	As Needed	Not Activated	ED Waiting Room Expansion	
Nurse Labor Pool	Weekdays	Phase I	Nurse Labor Pool	No Nurses Currently Deployed
Vaccination Program	Weekdays	Big Shot/ZIHP	Nurse Labor Pool	0 FTEE
Director	As Needed	25 -100%	Outpatient Operational Level	Service Dependent

Color Coding Defined

Facility Operational Status	Normal	Normal Operational levels at or below Plan B, Conventional, and Phase II
	Moderate	1 Operational level elevated above normal level
	Critical	2 or More Operational levels elevated above normal level
Nurse Call-ins	Green	Able to cover with In-house staff
	Yellow	40% Nursing Staff covered by Volunteered OT or Mandated OT
	Red	60% Nursing Staff covered by Volunteered OT or Mandated OT

[Operational Status Reference Link](#)



Facility Dashboard



SITUATION UPDATE

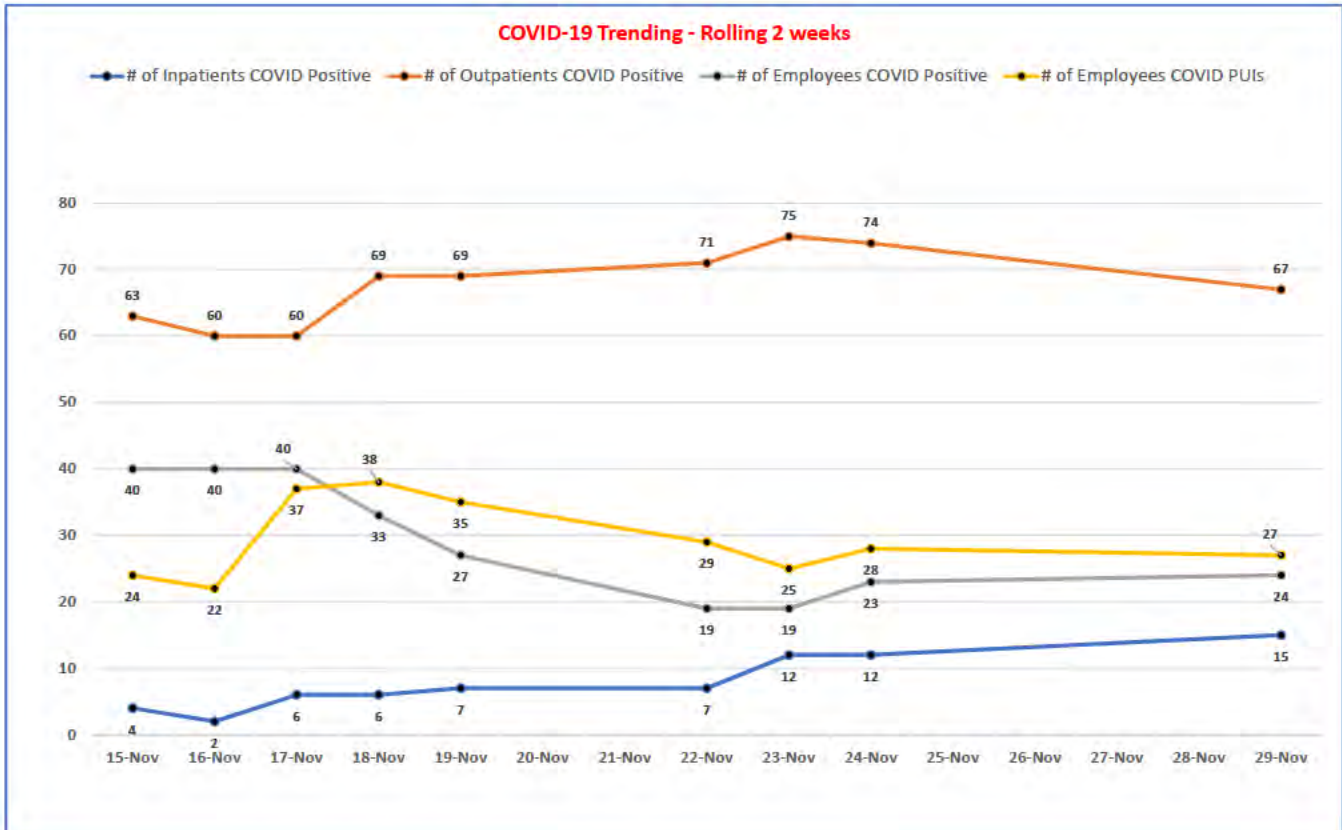
11/29/2021		Operational Level		Normal - "color coding" below	
Cummulative COVID Innoculation Totals				Employees	3958
				Veterans	33511
Source	Report Frequency	Status	Criteria	Notes	
Lab	Weekdays	15	COVID Inpatient Positives/ Vac Status	2 ICU, 2 PCU, 9 Med Surg (8 vaccinated)	
Lab	Mondays	236	Recovered COVID Inpatients	As of 01/24/2021	
Lab	As Needed	0 / 59	Daily / Total COVID Deaths	As of 10/05/2021	
Lab	Weekdays	67	COVID Outpatient Positives	14-Day Running Total (36 vaccinated)	
Employee Health	Weekdays	24	COVID Employee Positives	17 Clinical / 7 Non-Clinical (15 vaccinated)	
Employee Health	Weekdays	27	COVID Employee PUIs	16 Clinical / 11 Non-Clinical (13 vaccinated)	
OTNS	Weekdays	19	24 Hr Inpatient Nurse Staffing Call-ins	(4.0 Volunteered/ 0.5 Mandated)	
OTNS	Weekdays	9	Daily Projected Schedule Admissions		
OTNS	Weekdays	12	Daily Projected Scheduled Discharges		
BMS	Weekdays	90.4%	(ICU/Acute) Bed Occupancy		

Operational Status				
Acute InPt DM	As Needed	Plan G	Post Vaccine COVID Bed Management Phase V2 (Oct 13, 2021)	17 COVID Beds (6) 6CS & 6CN (11)
Acute InPt DM	As Needed	Deactivated SCI	16 Med/ Surg Bed Expansion in SCI	6 Beds "A" Wing, 10 Beds "B" Wing
Acute InPt DM	As Needed	Conventional	Nursing Care Level	Normal Nursing Assignments
ED	As Needed	Not Activated	ED Waiting Room Expansion	
Nurse Labor Pool	Weekdays	Phase I	Nurse Labor Pool	No Nurses Currently Deployed
Vaccination Program	Weekdays	Big Shot/ZIHP	Nurse Labor Pool	0 FTEE
Director	As Needed	25 -100%	Outpatient Operational Level	Service Dependent

Color Coding Defined		
Facility Operational Status	Normal	Normal Operational levels at or below Plan B, Conventional, and Phase II
	Moderate	1 Operational level elevated above normal level
	Critical	2 or More Operational levels elevated above normal level

Nurse Call-ins	Green	Able to cover with In-house staff
	Yellow	40% Nursing Staff covered by Volunteered OT or Mandated OT
	Red	60% Nursing Staff covered by Volunteered OT or Mandated OT

[Operational Status Reference Link](#)



Facility Dashboard



SITUATION UPDATE

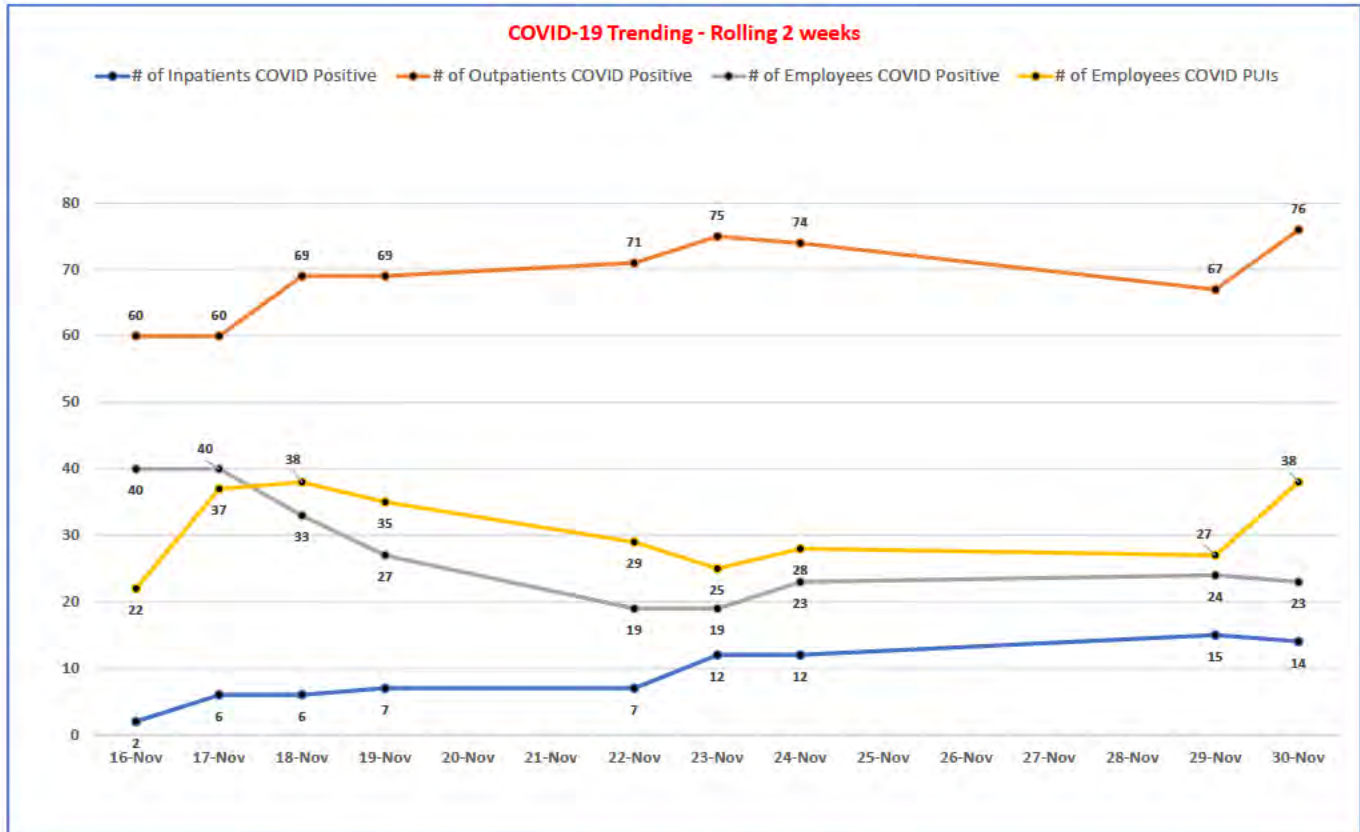
11/30/2021		Operational Level		Normal - "color coding" below	
Cummulative COVID Innoculation Totals				Employees	3958
				Veterans	33511
Source	Report Frequency	Status	Criteria	Notes	
Lab	Weekdays	14	COVID Inpatient Positives/ Vac Status	3 ICU, 2 PCU, 9 Med Surg (8 vaccinated)	
Lab	Mondays	236	Recovered COVID Inpatients	As of 01/24/2021	
Lab	As Needed	0 / 59	Daily / Total COVID Deaths	As of 10/05/2021	
Lab	Weekdays	76	COVID Outpatient Positives	14-Day Running Total (46 vaccinated)	
Employee Health	Weekdays	23	COVID Employee Positives	17 Clinical/ 6 Non-Clinical (14 vaccinated)	
Employee Health	Weekdays	38	COVID Employee PUIs	24 Clinical / 14 Non-Clinical (21 vaccinated)	
OTNS	Weekdays	10	24 Hr Inpatient Nurse Staffing Call-ins	(1.0 Volunteered/ 0.0 Mandated)	
OTNS	Weekdays	6	Daily Projected Schedule Admissions		
OTNS	Weekdays	8	Daily Projected Scheduled Discharges		
BMS	Weekdays	99.0%	(ICU/Acute) Bed Occupancy		

Operational Status				
Acute InPt DM	As Needed	Plan G	Post Vaccine COVID Bed Management Phase V2 (Oct 13, 2021)	17 COVID Beds (6) 6CS & 6CN (11)
Acute InPt DM	As Needed	Deactivated SCI	16 Med/ Surg Bed Expansion in SCI	6 Beds "A" Wing, 10 Beds "B" Wing
Acute InPt DM	As Needed	Conventional	Nursing Care Level	Normal Nursing Assignments
ED	As Needed	Not Activated	ED Waiting Room Expansion	
Nurse Labor Pool	Weekdays	Phase I	Nurse Labor Pool	No Nurses Currently Deployed
Vaccination Program	Weekdays	Big Shot/ZIHP	Nurse Labor Pool	0 FTEE
Director	As Needed	25 -100%	Outpatient Operational Level	Service Dependent

Color Coding Defined		
Facility Operational Status	Normal	Normal Operational levels at or below Plan B, Conventional, and Phase II
	Moderate	1 Operational level elevated above normal level
	Critical	2 or More Operational levels elevated above normal level

Nurse Call-ins	Green	Able to cover with In-house staff
	Yellow	40% Nursing Staff covered by Volunteered OT or Mandated OT
	Red	60% Nursing Staff covered by Volunteered OT or Mandated OT

[Operational Status Reference Link](#)



Facility Dashboard



SITUATION UPDATE

12/1/2021		Operational Level		Normal - "color coding" below	
Cummulative COVID Innoculation Totals				Employees	3958
				Veterans	33511
Source	Report Frequency	Status	Criteria	Notes	
Lab	Weekdays	15	COVID Inpatient Positives/ Vac Status	2 ICU, 2 PCU, 11 Med Surg (10 vaccinated)	
Lab	Mondays	236	Recovered COVID Inpatients	As of 01/24/2021	
Lab	As Needed	0 / 59	Daily / Total COVID Deaths	As of 10/05/2021	
Lab	Weekdays	77	COVID Outpatient Positives	14-Day Running Total (48 vaccinated)	
Employee Health	Weekdays	24	COVID Employee Positives	19 Clinical / 5 Non-Clinical (15 vaccinated)	
Employee Health	Weekdays	44	COVID Employee PUIs	32 Clinical / 12 Non-Clinical (26 vaccinated)	
OTNS	Weekdays	26	24 Hr Inpatient Nurse Staffing Call-ins	(7.0 Volunteered/ 1.5 Mandated)	
OTNS	Weekdays	8	Daily Projected Schedule Admissions		
OTNS	Weekdays	11	Daily Projected Scheduled Discharges		
BMS	Weekdays	92.3%	(ICU/Acute) Bed Occupancy		

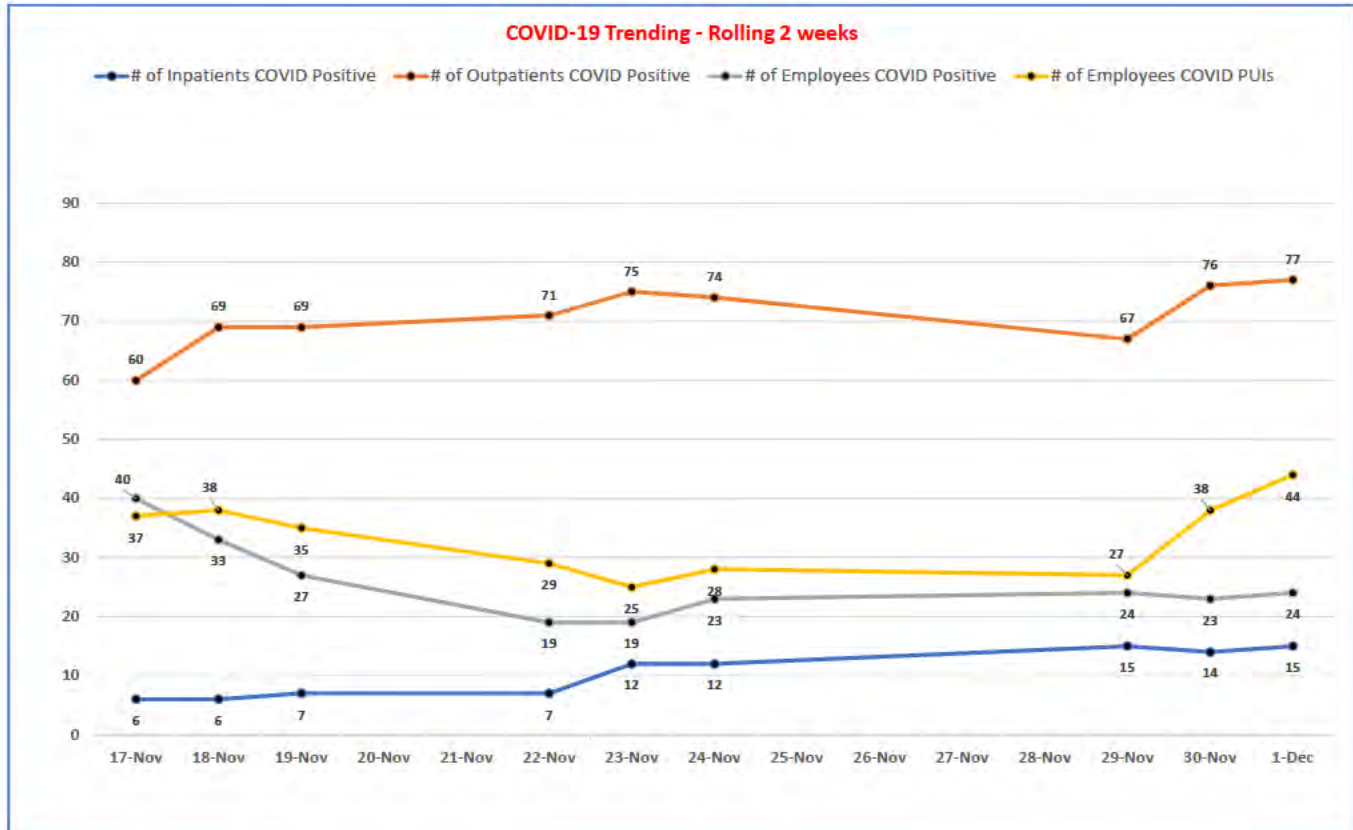
Operational Status

Acute InPt DM	As Needed	Plan G	Post Vaccine COVID Bed Management Phase V2 (Oct 13, 2021)	17 COVID Beds (6) 6CS & 6CN (11)
Acute InPt DM	As Needed	Deactivated SCI	16 Med/ Surg Bed Expansion in SCI	6 Beds "A" Wing, 10 Beds "B" Wing
Acute InPt DM	As Needed	Conventional	Nursing Care Level	Normal Nursing Assignments
ED	As Needed	Not Activated	ED Waiting Room Expansion	
Nurse Labor Pool	Weekdays	Phase I	Nurse Labor Pool	No Nurses Currently Deployed
Vaccination Program	Weekdays	Big Shot/ZIHP	Nurse Labor Pool	0 FTEE
Director	As Needed	25 -100%	Outpatient Operational Level	Service Dependent

Color Coding Defined

Facility Operational Status	Normal	Normal Operational levels at or below Plan B, Conventional, and Phase II
	Moderate	1 Operational level elevated above normal level
	Critical	2 or More Operational levels elevated above normal level
Nurse Call-ins	Normal	Able to cover with In-house staff
	Moderate	40% Nursing Staff covered by Volunteered OT or Mandated OT
	Critical	60% Nursing Staff covered by Volunteered OT or Mandated OT

[Operational Status Reference Link](#)



Facility Dashboard



SITUATION UPDATE

12/7/2021		Operational Level		Normal - "color coding" below	
Cummulative COVID Innoculation Totals				Employees	3958
				Veterans	33511
Source	Report Frequency	Status	Criteria	Notes	
Lab	Weekdays	22	COVID Inpatient Positives/ Vac Status	2 ICU, 1 PCU, 19 Med Surg (14 vaccinated)	
Lab	Mondays	236	Recovered COVID Inpatients	As of 01/24/2021	
Lab	As Needed	0 / 59	Daily / Total COVID Deaths	As of 10/05/2021	
Lab	Weekdays	73	COVID Outpatient Positives	14-Day Running Total (49 vaccinated)	
Employee Health	Weekdays	36	COVID Employee Positives	25 Clinical/ 11 Non-Clinical (26 vaccinated)	
Employee Health	Weekdays	40	COVID Employee PUIs	25 Clinical / 15 Non-Clinical (25 vaccinated)	
OTNS	Weekdays	24.5	24 Hr Inpatient Nurse Staffing Call-ins	(9.0 Volunteered/ 3.5 Mandated)	
OTNS	Weekdays	4	Daily Projected Schedule Admissions		
OTNS	Weekdays	11	Daily Projected Scheduled Discharges		
BMS	Weekdays	96.9%	(ICU/Acute) Bed Occupancy		

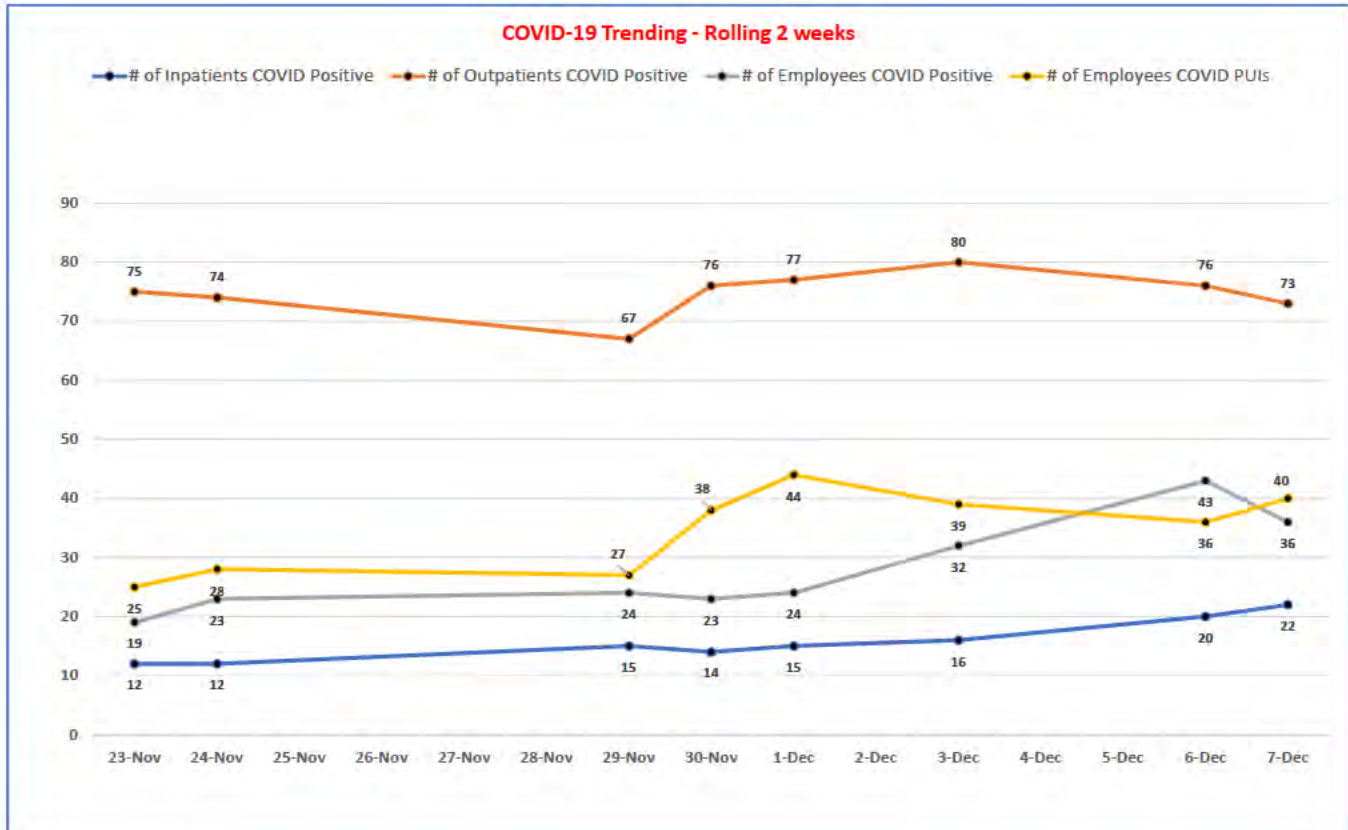
Operational Status

Acute InPt DM	As Needed	Plan H	Post Vaccine COVID Bed Management Phase V2 (Oct 13, 2021)	22 COVID Beds (11) 6CS & 6CN (11)
Acute InPt DM	As Needed	Deactivated SCI	16 Med/ Surg Bed Expansion in SCI	6 Beds "A" Wing, 10 Beds "B" Wing
Acute InPt DM	As Needed	Conventional	Nursing Care Level	Normal Nursing Assignments
ED	As Needed	Not Activated	ED Waiting Room Expansion	
Nurse Labor Pool	Weekdays	Phase I	Nurse Labor Pool	No Nurses Currently Deployed
Vaccination Program	Weekdays	Big Shot/ZIHP	Nurse Labor Pool	0 FTEE
Director	As Needed	25 -100%	Outpatient Operational Level	Service Dependent

Color Coding Defined

Facility Operational Status	Normal	Normal Operational levels at or below Plan B, Conventional, and Phase II
	Moderate	1 Operational level elevated above normal level
	Critical	2 or More Operational levels elevated above normal level
Nurse Call-ins	Normal	Able to cover with In-house staff
	Moderate	40% Nursing Staff covered by Volunteered OT or Mandated OT
	Critical	60% Nursing Staff covered by Volunteered OT or Mandated OT

[Operational Status Reference Link](#)



Facility Dashboard



SITUATION UPDATE

12/13/2021		Operational Level		Normal - "color coding" below	
Cummulative COVID Innoculation Totals				Employees	3958
				Veterans	33511
Source	Report Frequency	Status	Criteria	Notes	
Lab	Weekdays	19	COVID Inpatient Positives/ Vac Status	3 ICU, 4 PCU, 12 Med Surg (10 vaccinated)	
Lab	Mondays	236	Recovered COVID Inpatients	As of 01/24/2021	
Lab	As Needed	0 / 59	Daily / Total COVID Deaths	As of 10/05/2021	
Lab	Weekdays	89	COVID Outpatient Positives	14-Day Running Total (53 vaccinated)	
Employee Health	Weekdays	26	COVID Employee Positives	16 Clinical/ 10 Non-Clinical (17 vaccinated)	
Employee Health	Weekdays	41	COVID Employee PUIs	32 Clinical / 9 Non-Clinical (29 vaccinated)	
OTNS	Weekdays	27.5	24 Hr Inpatient Nurse Staffing Call-ins	(11.5 Volunteered/ 2.0 Mandated)	
OTNS	Weekdays	8	Daily Projected Schedule Admissions		
OTNS	Weekdays	16	Daily Projected Scheduled Discharges		
BMS	Weekdays	90.3%	(ICU/Acute) Bed Occupancy		

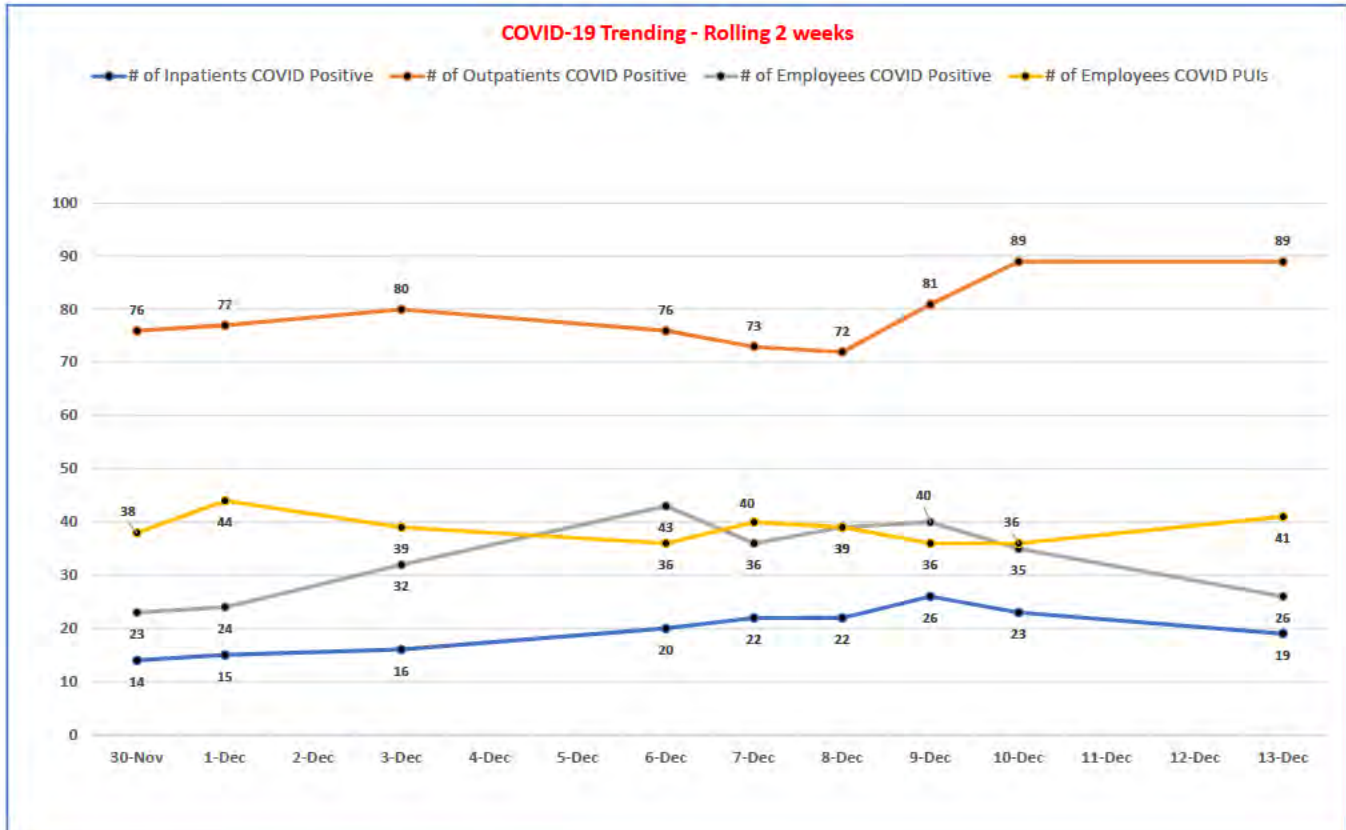
Operational Status

Acute InPt DM	As Needed	Plan I	Post Vaccine COVID Bed Management Phase V2 (Oct 13, 2021)	24 COVID Beds (11) 6CS & 6CN (17)
Acute InPt DM	As Needed	Deactivated SCI	16 Med/ Surg Bed Expansion in SCI	6 Beds "A" Wing, 10 Beds "B" Wing
Acute InPt DM	As Needed	Conventional	Nursing Care Level	Normal Nursing Assignments
ED	As Needed	Not Activated	ED Waiting Room Expansion	
Nurse Labor Pool	Weekdays	Phase I	Nurse Labor Pool	No Nurses Currently Deployed
Vaccination Program	Weekdays	Big Shot/ZIHP	Nurse Labor Pool	0 FTEE
Director	As Needed	25 -100%	Outpatient Operational Level	Service Dependent

Color Coding Defined

Facility Operational Status	Normal	Normal Operational levels at or below Plan B, Conventional, and Phase II
	Moderate	1 Operational level elevated above normal level
	Critical	2 or More Operational levels elevated above normal level
Nurse Call-ins	Normal	Able to cover with In-house staff
	Moderate	40% Nursing Staff covered by Volunteered OT or Mandated OT
	Critical	60% Nursing Staff covered by Volunteered OT or Mandated OT

[Operational Status Reference Link](#)



Facility Dashboard



SITUATION UPDATE

12/15/2021	Operational Level		Normal - "color coding" below	
Cummulative COVID Innoculation Totals			Employees	3958
			Veterans	33511
Source	Report Frequency	Status	Criteria	Notes
Lab	Weekdays	16	COVID Inpatient Positives/ Vac Status	4 ICU, 0 PCU, 12 Med Surg (11 vaccinated)
Lab	Mondays	236	Recovered COVID Inpatients	As of 01/24/2021
Lab	As Needed	0 / 59	Daily / Total COVID Deaths	As of 10/05/2021
Lab	Weekdays	85	COVID Outpatient Positives	14-Day Running Total (53 vaccinated)
Employee Health	Weekdays	26	COVID Employee Positives	14 Clinical/ 12 Non-Clinical (15 vaccinated)
Employee Health	Weekdays	43	COVID Employee PUIs	31 Clinical / 12 Non-Clinical (30 vaccinated)
OTNS	Weekdays	19	24 Hr Inpatient Nurse Staffing Call-ins	(3.5 Volunteered/ 0.0 Mandated)
OTNS	Weekdays	7	Daily Projected Schedule Admissions	
OTNS	Weekdays	7	Daily Projected Scheduled Discharges	
BMS	Weekdays	83.8%	(ICU/Acute) Bed Occupancy	

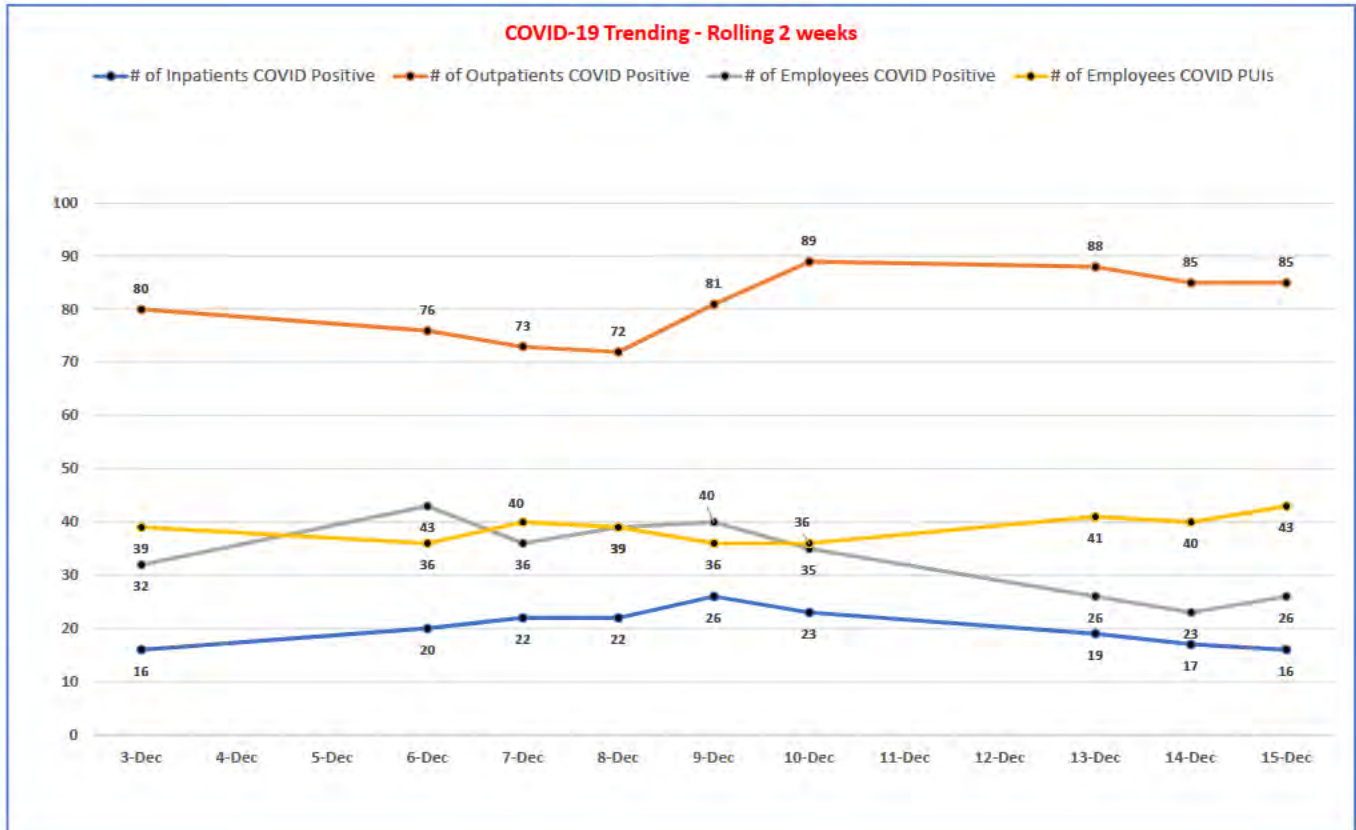
Operational Status

Acute InPt DM	As Needed	Plan H	Post Vaccine COVID Bed Management Phase V2 (Oct 13, 2021)	22 COVID Beds (11) 6CS & 6CN (11)
Acute InPt DM	As Needed	Deactivated SCI	16 Med/ Surg Bed Expansion in SCI	6 Beds "A" Wing, 10 Beds "B" Wing
Acute InPt DM	As Needed	Conventional	Nursing Care Level	Normal Nursing Assignments
ED	As Needed	Not Activated	ED Waiting Room Expansion	
Nurse Labor Pool	Weekdays	Phase I	Nurse Labor Pool	No Nurses Currently Deployed
Vaccination Program	Weekdays	Big Shot/ZIHP	Nurse Labor Pool	0 FTEE
Director	As Needed	25 -100%	Outpatient Operational Level	Service Dependent

Color Coding Defined

Facility Operational Status	Normal	Normal Operational levels at or below Plan B, Conventional, and Phase II
	Moderate	1 Operational level elevated above normal level
	Critical	2 or More Operational levels elevated above normal level
Nurse Call-ins	Normal	Able to cover with In-house staff
	Moderate	40% Nursing Staff covered by Volunteered OT or Mandated OT
	Critical	60% Nursing Staff covered by Volunteered OT or Mandated OT

[Operational Status Reference Link](#)



Facility Dashboard



SITUATION UPDATE

12/20/2021		Operational Level		Normal - "color coding" below	
Cummulative COVID Innoculation Totals				Employees	3958
				Veterans	33511
Source	Report Frequency	Status	Criteria	Notes	
Lab	Weekdays	14	COVID Inpatient Positives/ Vac Status	3 ICU, 0 PCU, 11 Med Surg (10 vaccinated)	
Lab	Mondays	236	Recovered COVID Inpatients	As of 01/24/2021	
Lab	As Needed	0 / 59	Daily / Total COVID Deaths	As of 10/05/2021	
Lab	Weekdays	90	COVID Outpatient Positives	14-Day Running Total (44 vaccinated)	
Employee Health	Weekdays	36	COVID Employee Positives	26 Clinical/ 10 Non-Clinical (22 vaccinated)	
Employee Health	Weekdays	33	COVID Employee PUIs	25 Clinical / 8 Non-Clinical (22 vaccinated)	
OTNS	Weekdays	17.5	24 Hr Inpatient Nurse Staffing Call-ins	(2.0 Volunteered/ 0.0 Mandated)	
OTNS	Weekdays	8	Daily Projected Schedule Admissions		
OTNS	Weekdays	12	Daily Projected Scheduled Discharges		
BMS	Weekdays	77.4%	(ICU/Acute) Bed Occupancy		

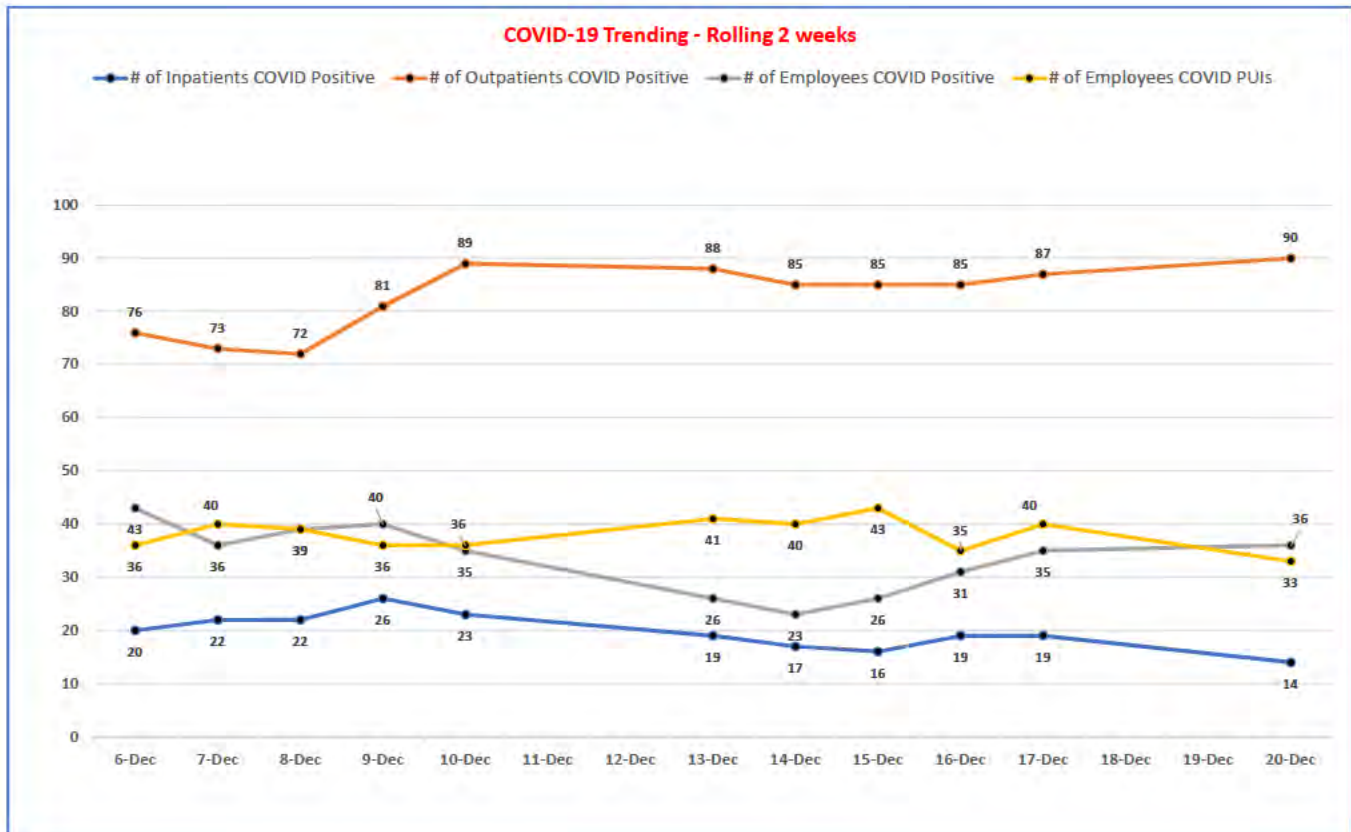
Operational Status

Acute InPt DM	As Needed	Plan H	Post Vaccine COVID Bed Management Phase V2 (Oct 13, 2021)	22 COVID Beds (11) 6CS & 6CN (11)
Acute InPt DM	As Needed	Deactivated SCI	16 Med/ Surg Bed Expansion in SCI	6 Beds "A" Wing, 10 Beds "B" Wing
Acute InPt DM	As Needed	Conventional	Nursing Care Level	Normal Nursing Assignments
ED	As Needed	Not Activated	ED Waiting Room Expansion	
Nurse Labor Pool	Weekdays	Phase I	Nurse Labor Pool	No Nurses Currently Deployed
Vaccination Program	Weekdays	Big Shot/ZIHP	Nurse Labor Pool	0 FTEE
Director	As Needed	25 -100%	Outpatient Operational Level	Service Dependent

Color Coding Defined

Facility Operational Status	Normal	Normal Operational levels at or below Plan B, Conventional, and Phase II
	Moderate	1 Operational level elevated above normal level
	Critical	2 or More Operational levels elevated above normal level
Nurse Call-ins	Normal	Able to cover with In-house staff
	Moderate	40% Nursing Staff covered by Volunteered OT or Mandated OT
	Critical	60% Nursing Staff covered by Volunteered OT or Mandated OT

[Operational Status Reference Link](#)



Facility Dashboard



SITUATION UPDATE

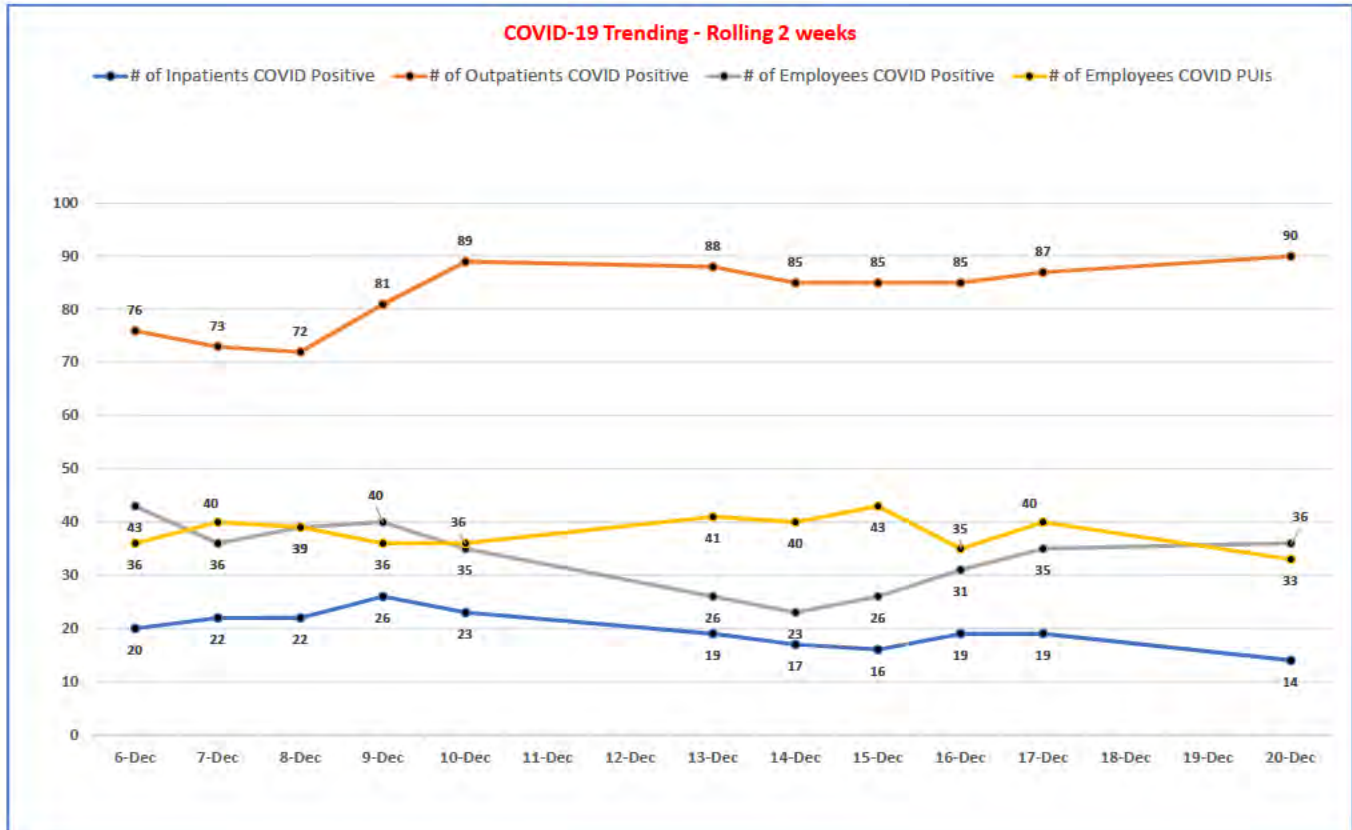
12/21/2021	Operational Level		Normal - "color coding" below	
Cummulative COVID Innoculation Totals			Employees	3958
			Veterans	33511
Source	Report Frequency	Status	Criteria	Notes
Lab	Weekdays	16	COVID Inpatient Positives/ Vac Status	4 ICU, 1 PCU, 11 Med Surg (8 vaccinated)
Lab	Mondays	236	Recovered COVID Inpatients	As of 01/24/2021
Lab	As Needed	0 / 59	Daily / Total COVID Deaths	As of 10/05/2021
Lab	Weekdays	105	COVID Outpatient Positives	14-Day Running Total (48 vaccinated)
Employee Health	Weekdays	41	COVID Employee Positives	30 Clinical/ 11 Non-Clinical (27 vaccinated)
Employee Health	Weekdays	48	COVID Employee PUIs	36 Clinical / 12 Non-Clinical (33 vaccinated)
OTNS	Weekdays	35.25	24 Hr Inpatient Nurse Staffing Call-ins	(0 Volunteered/ 0.5 Mandated)
OTNS	Weekdays	5	Daily Projected Schedule Admissions	
OTNS	Weekdays	13	Daily Projected Scheduled Discharges	
BMS	Weekdays	74.5%	(ICU/Acute) Bed Occupancy	

Operational Status				
Acute InPt DM	As Needed	Plan H	Post Vaccine COVID Bed Management Phase V2 (Oct 13, 2021)	22 COVID Beds (11) 6CS & 6CN (11)
Acute InPt DM	As Needed	Deactivated SCI	16 Med/ Surg Bed Expansion in SCI	6 Beds "A" Wing, 10 Beds "B" Wing
Acute InPt DM	As Needed	Conventional	Nursing Care Level	Normal Nursing Assignments
ED	As Needed	Not Activated	ED Waiting Room Expansion	
Nurse Labor Pool	Weekdays	Phase I	Nurse Labor Pool	No Nurses Currently Deployed
Vaccination Program	Weekdays	Big Shot/ZIHP	Nurse Labor Pool	0 FTEE
Director	As Needed	25 -100%	Outpatient Operational Level	Service Dependent

Color Coding Defined		
Facility Operational Status	Normal	Normal Operational levels at or below Plan B, Conventional, and Phase II
	Moderate	1 Operational level elevated above normal level
	Critical	2 or More Operational levels elevated above normal level

Nurse Call-ins	Green	Able to cover with In-house staff
	Yellow	40% Nursing Staff covered by Volunteered OT or Mandated OT
	Red	60% Nursing Staff covered by Volunteered OT or Mandated OT

[Operational Status Reference Link](#)



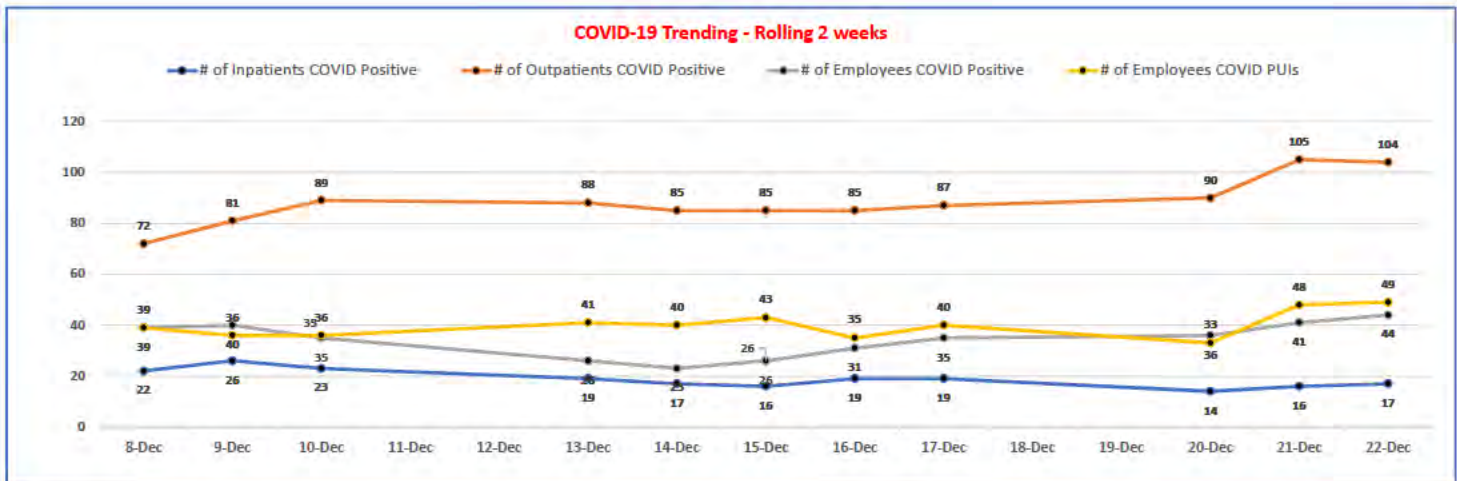
Facility Dashboard



SITUATION UPDATE

12/22/2021		Operational Level		Normal - "color coding" below	
Cummulative COVID Innoculation Totals			Employees	3958	
			Veterans	33511	
Source	Report Frequency	Status	Criteria	Notes	
Lab	Weekdays	17	COVID Inpatient Positives/ Vac Status	5 ICU, 0 PCU, 12 Med Surg (8 vaccinated)	
Lab	Mondays	236	Recovered COVID Inpatients	As of 01/24/2021	
Lab	As Needed	0 / 68	Daily / Total COVID Deaths	As of 12/21/2021	
Lab	Weekdays	104	COVID Outpatient Positives	14-Day Running Total (52 vaccinated)	
Employee Health	Weekdays	44	COVID Employee Positives	29 Clinical/ 15 Non-Clinical (28 vaccinated)	
Employee Health	Weekdays	39	COVID Employee PUIs	26 Clinical / 13 Non-Clinical (33 vaccinated)	
OTNS	Weekdays	49	24 Hr Inpatient Nurse Staffing Call-ins	(0 Volunteered/ 0 Mandated)	
OTNS	Weekdays	8	Daily Projected Schedule Admissions		
OTNS	Weekdays	13	Daily Projected Scheduled Discharges		
BMS	Weekdays	91.5%	(ICU/Acute) Bed Occupancy		
Operational Status					
Acute InPt DM	As Needed	Plan H	Post Vaccine COVID Bed Management Phase V2 (Oct 13, 2021)	22 COVID Beds (11) 6CS & 6CN (11)	
Acute InPt DM	As Needed	Deactivated SCI	16 Med/ Surg Bed Expansion in SCI	6 Beds "A" Wing, 10 Beds "B" Wing	
Acute InPt DM	As Needed	Conventional	Nursing Care Level	Normal Nursing Assignments	
ED	As Needed	Not Activated	ED Waiting Room Expansion		
Nurse Labor Pool	Weekdays	Phase I	Nurse Labor Pool	No Nurses Currently Deployed	
Vaccination Program	Weekdays	Big Shot/ZIHP	Nurse Labor Pool	0 FTEE	
Director	As Needed	25 -100%	Outpatient Operational Level	Service Dependent	
Color Coding Defined					
Facility Operational Status	Normal		Normal Operational levels at or below Plan B, Conventional, and Phase II		
	Moderate		1 Operational level elevated above normal level		
	Critical		2 or More Operational levels elevated above normal level		
Nurse Call-ins			Able to cover with In-house staff		
			40% Nursing Staff covered by Volunteered OT or Mandated OT		
			60% Nursing Staff covered by Volunteered OT or Mandated OT		

[Operational Status Reference Link](#)



Facility Dashboard



SITUATION UPDATE

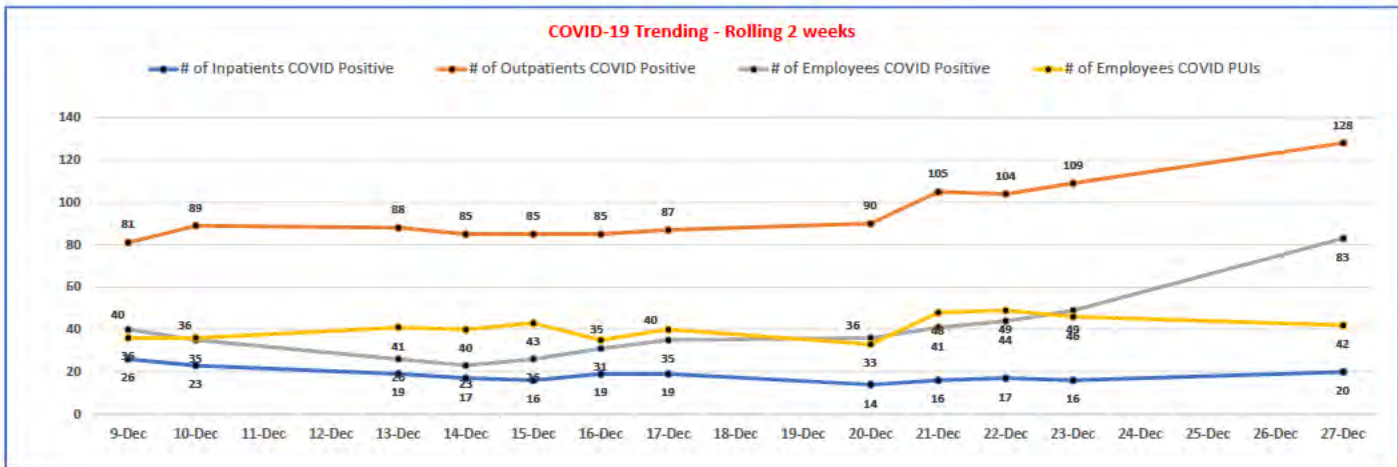
12/27/2021		Operational Level		Normal - "color coding" below	
Cummulative COVID Innoculation Totals				Employees	3958
				Veterans	33511
Source	Report Frequency	Status	Criteria	Notes	
Lab	Weekdays	20	COVID Inpatient Positives/ Vac Status	5 ICU, 1 PCU, 14 Med Surg (12 vaccinated)	
Lab	Mondays	236	Recovered COVID Inpatients	As of 01/24/2021	
Lab	As Needed	1 / 69	Daily / Total COVID Deaths	As of 12/23/2021	
Lab	Weekdays	128	COVID Outpatient Positives	14-Day Running Total (70 vaccinated)	
Employee Health	Weekdays	83	COVID Employee Positives	56 Clinical/ 27 Non-Clinical (60 vaccinated)	
Employee Health	Weekdays	42	COVID Employee PUIs	30 Clinical / 12 Non-Clinical (26 vaccinated)	
OTNS	Weekdays	30	24 Hr Inpatient Nurse Staffing Call-ins	(8.5 Volunteered/ 0 0 Mandated)	
OTNS	Weekdays	1	Daily Projected Schedule Admissions		
OTNS	Weekdays	12	Daily Projected Scheduled Discharges		
BMS	Weekdays	76.4%	(ICU/Acute) Bed Occupancy		

Operational Status					
Acute InPt DM	As Needed	Plan H	Post Vaccine COVID Bed Management Phase V2 (Oct 13, 2021)	22 COVID Beds (11) GCS & GCN (11)	
Acute InPt DM	As Needed	Deactivated SCI	16 Med/ Surg Bed Expansion in SCI	6 Beds "A" Wing, 10 Beds "B" Wing	
Acute InPt DM	As Needed	Conventional	Nursing Care Level	Normal Nursing Assignments	
ED	As Needed	Not Activated	ED Waiting Room Expansion		
Nurse Labor Pool	Weekdays	Phase I	Nurse Labor Pool	No Nurses Currently Deployed	
Vaccination Program	Weekdays	Big Shot/ZIHP	Nurse Labor Pool	0 FTEE	
Director	As Needed	25 -100%	Outpatient Operational Level	Service Dependent	

Color Coding Defined		
Facility Operational Status	Normal	Normal Operational levels at or below Plan B, Conventional, and Phase II
	Moderate	1 Operational level elevated above normal level
	Critical	2 or More Operational levels elevated above normal level

Nurse Call-ins		Able to cover with In-house staff
		40% Nursing Staff covered by Volunteered OT or Mandated OT
		60% Nursing Staff covered by Volunteered OT or Mandated OT

[Operational Status Reference Link](#)



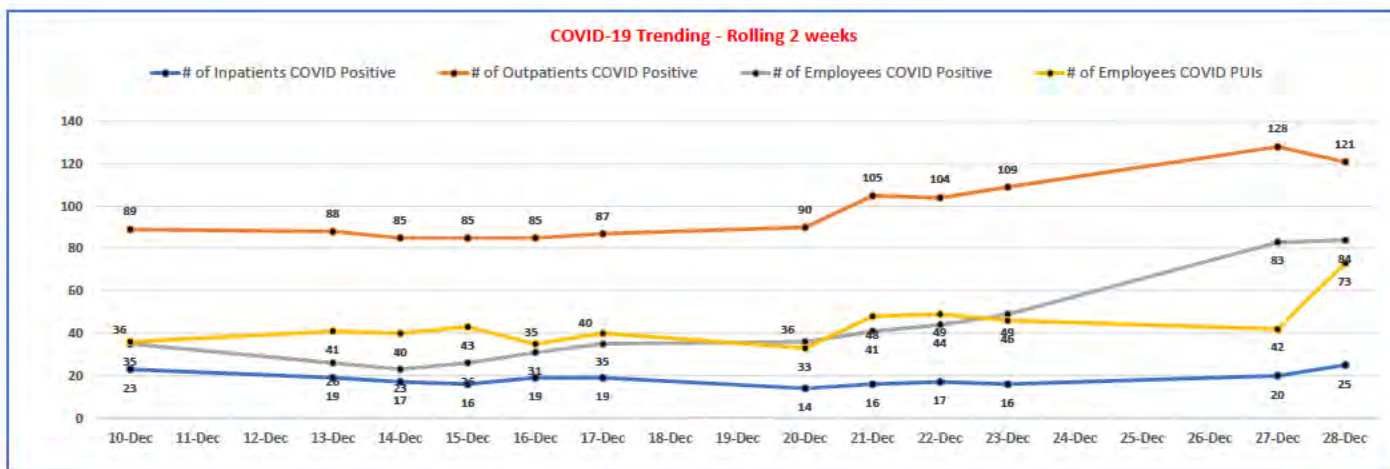
Facility Dashboard



SITUATION UPDATE

12/28/2021		Operational Level		Normal - "color coding" below	
Cummulative COVID Innoculation Totals				Employees	3958
				Veterans	33511
Source	Report Frequency	Status	Criteria	Notes	
Lab	Weekdays	25	COVID Inpatient Positives/ Vac Status	7 ICU, 15 Med Surg (16 vaccinated)	
Lab	Mondays	236	Recovered COVID Inpatients	As of 01/24/2021	
Lab	As Needed	0 / 69	Daily / Total COVID Deaths	As of 12/23/2021	
Lab	Weekdays	121	COVID Outpatient Positives	14-Day Running Total (67 vaccinated)	
Employee Health	Weekdays	84	COVID Employee Positives	65 Clinical/ 19 Non-Clinical (63 vaccinated)	
Employee Health	Weekdays	73	COVID Employee PUIs	51 Clinical / 22 Non-Clinical (54 vaccinated)	
OTNS	Weekdays	36	24 Hr Inpatient Nurse Staffing Call-ins	(5.0 Volunteered/ 2.0 Mandated)	
OTNS	Weekdays	2	Daily Projected Schedule Admissions		
OTNS	Weekdays	14	Daily Projected Scheduled Discharges		
BMS	Weekdays	91.5%	(ICU/Acute) Bed Occupancy		
Operational Status					
Acute InPt DM	As Needed	Plan H	Post Vaccine COVID Bed Management Phase V2 (Oct 13, 2021)	22 COVID Beds (11) GCS & GCN (11)	
Acute InPt DM	As Needed	Deactivated SCI	16 Med/ Surg Bed Expansion in SCI	6 Beds "A" Wing, 10 Beds "B" Wing	
Acute InPt DM	As Needed	Conventional	Nursing Care Level	Normal Nursing Assignments	
ED	As Needed	Not Activated	ED Waiting Room Expansion		
Nurse Labor Pool	Weekdays	Phase I	Nurse Labor Pool	No Nurses Currently Deployed	
Vaccination Program	Weekdays	Big Shot/ZIHP	Nurse Labor Pool	0 FTEE	
Director	As Needed	25 -100%	Outpatient Operational Level	Service Dependent	
Color Coding Defined					
Facility Operational Status	Normal		Normal Operational levels at or below Plan B, Conventional, and Phase II		
	Moderate		1 Operational level elevated above normal level		
	Critical		2 or More Operational levels elevated above normal level		
Nurse Call-ins			Able to cover with In-house staff		
			40% Nursing Staff covered by Volunteered OT or Mandated OT		
			60% Nursing Staff covered by Volunteered OT or Mandated OT		

[Operational Status Reference Link](#)



Facility Dashboard



SITUATION UPDATE

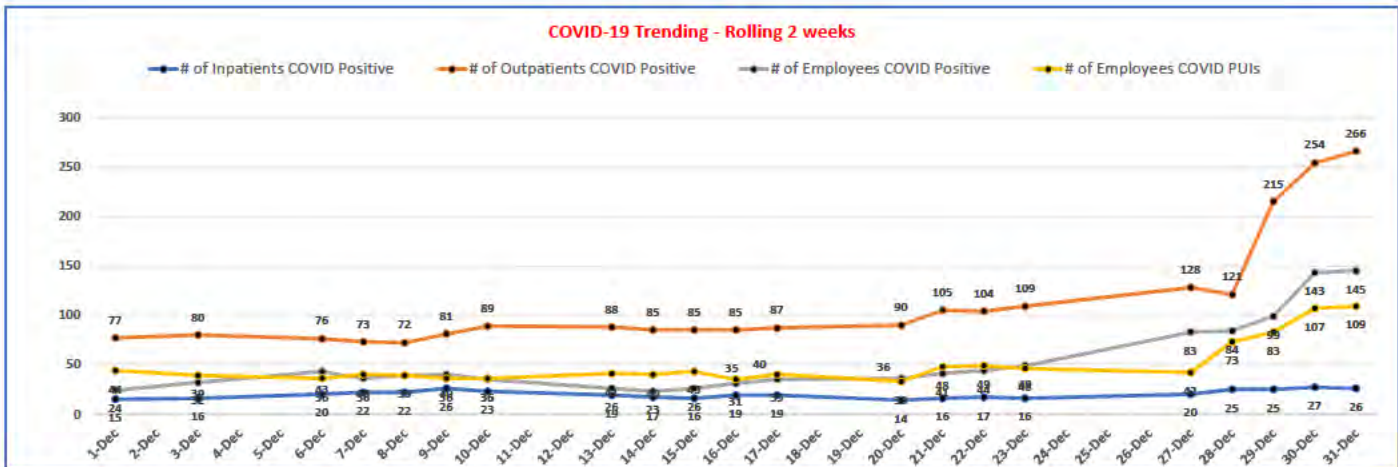
1/3/2022		Operational Level		Normal - "color coding" below	
Cummulative COVID Innoculation Totals				Employees	3958
				Veterans	33511
Source	Report Frequency	Status	Criteria	Notes	
Lab	Weekdays	37	COVID Inpatient Positives/ Vac Status	8 ICU, 2 PCU, 27 Med Surg (24 vaccinated)	
Lab	Mondays	236	Recovered COVID Inpatients	As of 01/24/2021	
Lab	As Needed	0 / 69	Daily / Total COVID Deaths	As of 12/23/2021	
Lab	Weekdays	310	COVID Outpatient Positives	14-Day Running Total (204 vaccinated)	
Employee Health	Weekdays	176	COVID Employee Positives	113 Clinical/ 63 Non-Clinical (126 vaccinated)	
Employee Health	Weekdays	73	COVID Employee PUIs	43 Clinical / 30 Non-Clinical (57 vaccinated)	
OTNS	Weekdays	48	24 Hr Inpatient Nurse Staffing Call-ins	(5.0 Volunteered/ 0 5 Mandated)	
OTNS	Weekdays	0	Daily Projected Schedule Admissions		
OTNS	Weekdays	14	Daily Projected Scheduled Discharges		
BMS	Weekdays	90.6%	(ICU/Acute) Bed Occupancy		

Operational Status					
Acute InPt DM	As Needed	Plan H	Post Vaccine COVID Bed Management Phase V2 (Oct 13, 2021)	22 COVID Beds (11) 6CS & 6CN (11)	
Acute InPt DM	As Needed	Deactivated SCI	16 Med/ Surg Bed Expansion in SCI	6 Beds "A" Wing, 10 Beds "B" Wing	
Acute InPt DM	As Needed	Conventional	Nursing Care Level	Normal Nursing Assignments	
ED	As Needed	Not Activated	ED Waiting Room Expansion		
Nurse Labor Pool	Weekdays	Phase I	Nurse Labor Pool	No Nurses Currently Deployed	
Vaccination Program	Weekdays	Big Shot/ZIHP	Nurse Labor Pool	0 FTEE	
Director	As Needed	25 -100%	Outpatient Operational Level	Service Dependent	

Color Coding Defined		
Facility Operational Status	Normal	Normal Operational levels at or below Plan B, Conventional, and Phase II
	Moderate	1 Operational level elevated above normal level
	Critical	2 or More Operational levels elevated above normal level

Nurse Call-ins	Normal	Able to cover with In-house staff
	Moderate	40% Nursing Staff covered by Volunteered OT or Mandated OT
	Critical	60% Nursing Staff covered by Volunteered OT or Mandated OT

[Operational Status Reference Link](#)



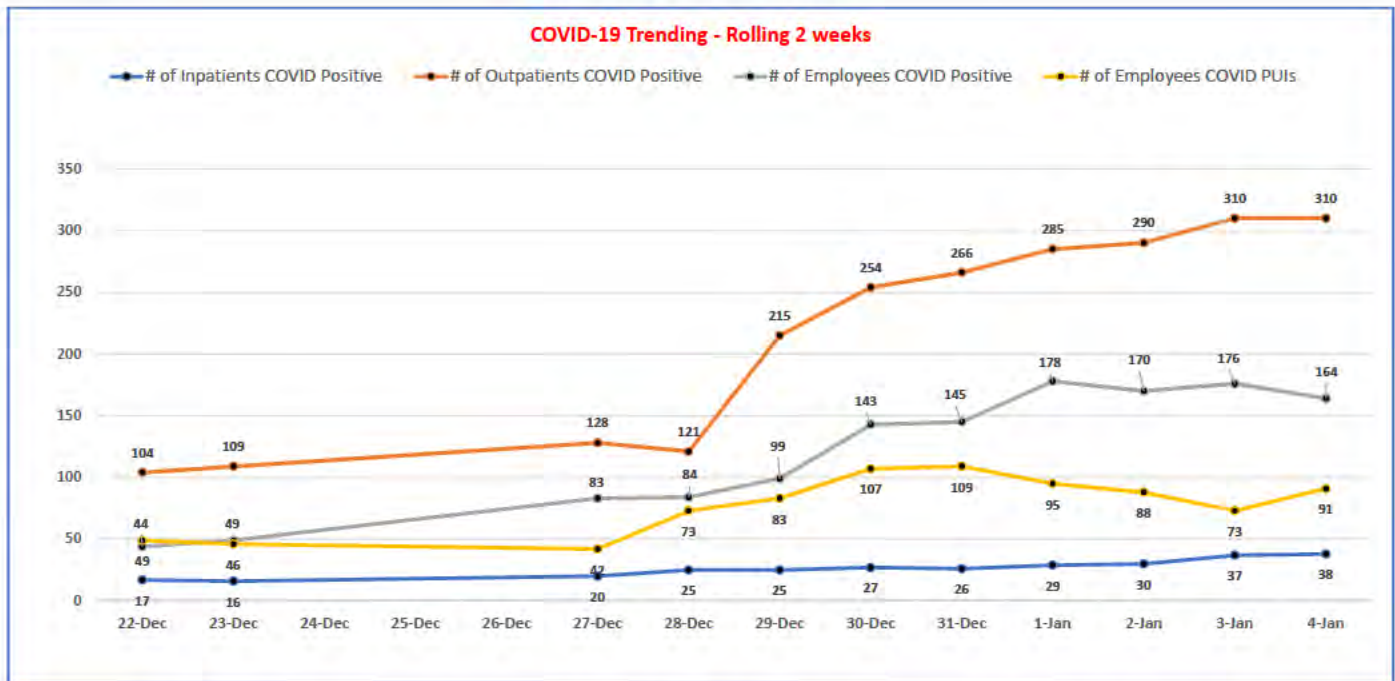
Facility Dashboard



SITUATION UPDATE

1/4/2022	Operational Level		Normal - "color coding" below	
Cummulative COVID Innoculation Totals			Employees	3958
			Veterans	33511
Source	Report Frequency	Status	Criteria	Notes
Lab	Weekdays	39	COVID Inpatient Positives/ Vac Status	8 ICU, 1 PCU, 30 Med Surg (22 vaccinated)
Lab	Mondays	236	Recovered COVID Inpatients	As of 01/24/2021
Lab	As Needed	0 / 69	Daily / Total COVID Deaths	As of 12/23/2021
Lab	Weekdays	310	COVID Outpatient Positives	14-Day Running Total (204 vaccinated)
Employee Health	Weekdays	164	COVID Employee Positives	100 Clinical/ 64 Non-Clinical (121 vaccinated)
Employee Health	Weekdays	91	COVID Employee PUIs	56 Clinical / 35 Non-Clinical (71 vaccinated)
OTNS	Weekdays	50	24 Hr Inpatient Nurse Staffing Call-ins	(8.0 Volunteered/ 0.5 Mandated)
OTNS	Weekdays	1	Daily Projected Schedule Admissions	
OTNS	Weekdays	11	Daily Projected Scheduled Discharges	
BMS	Weekdays	94.3%	(ICU/Acute) Bed Occupancy	
Operational Status				
Acute InPt DM	As Needed	Plan H	Post Vaccine COVID Bed Management Phase V2 (Oct 13, 2021)	39 COVID Beds (9) ICU (9) 6CS, 6CN (17), & 7C (4)
Acute InPt DM	As Needed	Deactivated SCI	16 Med/ Surg Bed Expansion in SCI	6 Beds "A" Wing, 10 Beds "B" Wing
Acute InPt DM	As Needed	Contingency	Nursing Care Level	Nursing Assignments Modified
ED	As Needed	Not Activated	ED Waiting Room Expansion	
Nurse Labor Pool	Weekdays	Phase I	Nurse Labor Pool	No Nurses Currently Deployed
Vaccination Program	Weekdays	Big Shot/ZIHP	Nurse Labor Pool	0 FTTE
Director	As Needed	25 -100%	Outpatient Operational Level	Service Dependent
Color Coding Defined				
Facility Operational Status	Normal		Normal Operational levels at or below Plan B, Conventional, and Phase II	
	Moderate		1 Operational level elevated above normal level	
	Critical		2 or More Operational levels elevated above normal level	
Nurse Call-ins			Able to cover with In-house staff	
			40% Nursing Staff covered by Volunteered OT or Mandated OT	
			60% Nursing Staff covered by Volunteered OT or Mandated OT	

[Operational Status Reference Link](#)



Facility Dashboard



SITUATION UPDATE

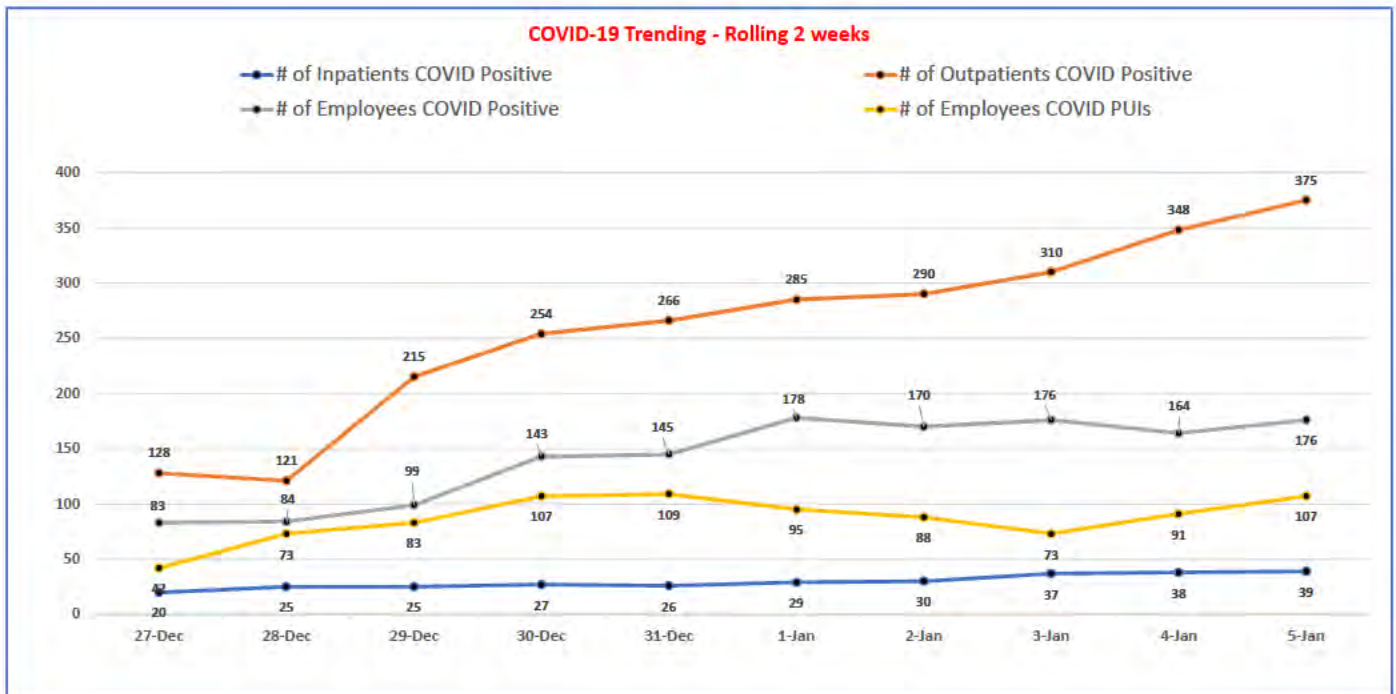
1/5/2022	Operational Level		Normal - "color coding" below	
Cummulative COVID Innoculation Totals			Employees	3958
			Veterans	33511
Source	Report Frequency	Status	Criteria	Notes
Lab	Weekdays	46	COVID Inpatient Positives/ Vac Status	(6) ICU, (45) Med/Surg - (26) 6CN/S, (5) 4C, (4) 7C, (5) CLC, (5) DOM (28 vaccinated)
Lab	Mondays	236	Recovered COVID Inpatients	As of 01/24/2021
Lab	As Needed	0 / 69	Daily / Total COVID Deaths	As of 12/23/2021
Lab	Weekdays	375	COVID Outpatient Positives	14-Day Running Total (257 vaccinated)
Employee Health	Weekdays	176	COVID Employee Positives	108 Clinical/ 68 Non-Clinical (135 vaccinated)
Employee Health	Weekdays	107	COVID Employee PUIs	70 Clinical / 37 Non-Clinical (83 vaccinated)
OTNS	Weekdays	32.5	24 Hr Inpatient Nurse Staffing Call-ins	(7.0 Volunteered/ 0.5 Mandated)
OTNS	Weekdays	4	Daily Projected Schedule Admissions	
OTNS	Weekdays	10	Daily Projected Scheduled Discharges	
BMS	Weekdays	92.5%	(ICU/Acute) Bed Occupancy	

Operational Status				
Acute InPt DM	As Needed	Plan J (Modified Phase 4)	Post Vaccine COVID Bed Management Phase V2 (Oct 13, 2021)	37 COVID Beds - (9) ICU (11) 6CS, 6CN (17) -Beyond 37 Beds there will be a modified placement (Either open 7C Beds as needed or shelter In-place on identified unit)
Acute InPt DM	As Needed	Deactivated SCI	16 Med/ Surg Bed Expansion in SCI	6 Beds "A" Wing, 10 Beds "B" Wing
Acute InPt DM	As Needed	Contingency	Nursing Care Level	Nursing Assignments Modified
ED	As Needed	Not Activated	ED Waiting Room Expansion	
Nurse Labor Pool	Weekdays	Phase I	Nurse Labor Pool	No Nurses Currently Deployed
Vaccination Program	Weekdays	Big Shot/ZIHP	Nurse Labor Pool	0 FTEE
Director	As Needed	25 -100%	Outpatient Operational Level	Service Dependent

Color Coding Defined		
Facility Operational Status	Normal	Normal Operational levels at or below Plan B, Conventional, and Phase II
	Moderate	1 Operational level elevated above normal level
	Critical	2 or More Operational levels elevated above normal level

Nurse Call-ins	Normal	Able to cover with In-house staff
	Moderate	40% Nursing Staff covered by Volunteered OT or Mandated OT
	Critical	60% Nursing Staff covered by Volunteered OT or Mandated OT

[Operational Status Reference Link](#)



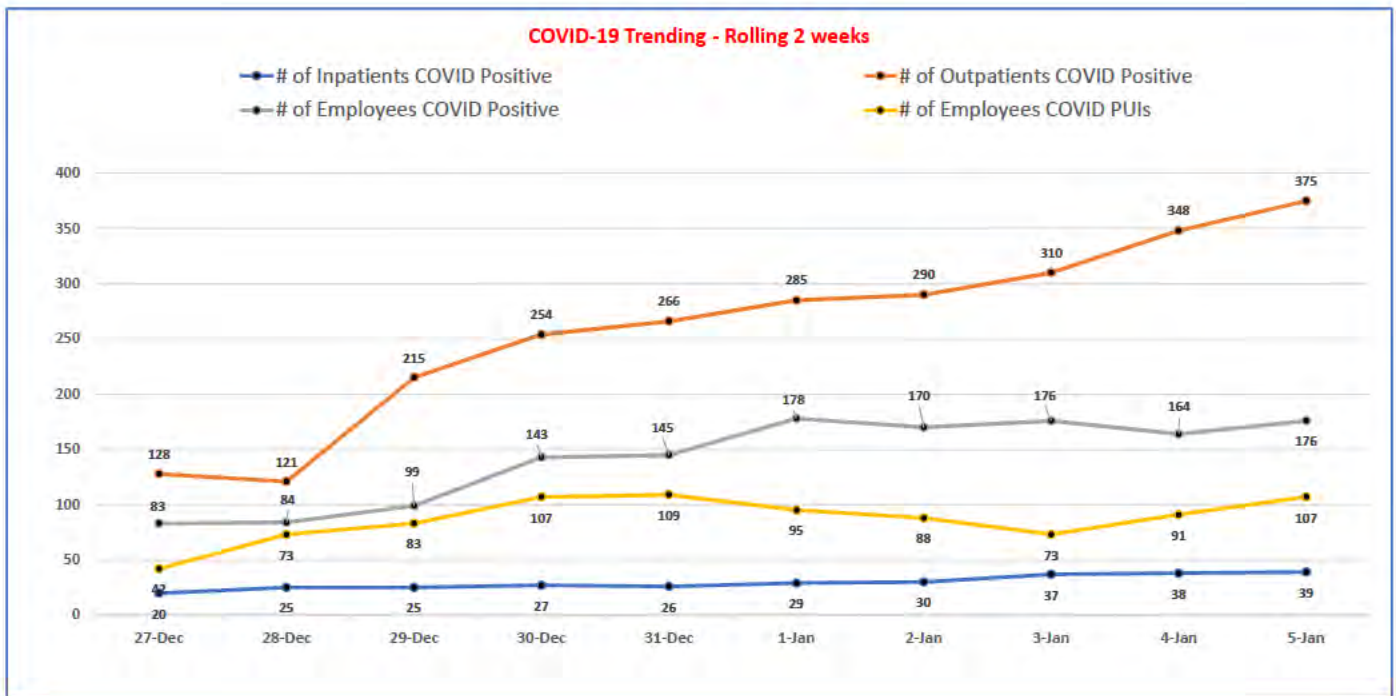
Facility Dashboard



SITUATION UPDATE

1/5/2022	Operational Level		Normal - "color coding" below	
Cummulative COVID Innoculation Totals			Employees	3958
			Veterans	33511
Source	Report Frequency	Status	Criteria	Notes
Lab	Weekdays	39	COVID Inpatient Positives/ Vac Status	5 ICU, 1 PCU, 28 Med Surg & 5 CLC (25 vaccinated)
Lab	Mondays	236	Recovered COVID Inpatients	As of 01/24/2021
Lab	As Needed	0 / 69	Daily / Total COVID Deaths	As of 12/23/2021
Lab	Weekdays	375	COVID Outpatient Positives	14-Day Running Total (257 vaccinated)
Employee Health	Weekdays	176	COVID Employee Positives	108 Clinical/ 68 Non-Clinical (135 vaccinated)
Employee Health	Weekdays	107	COVID Employee PUIs	70 Clinical / 37 Non-Clinical (83 vaccinated)
OTNS	Weekdays	32.5	24 Hr Inpatient Nurse Staffing Call-ins	(7.0 Volunteered/ 0.5 Mandated)
OTNS	Weekdays	4	Daily Projected Schedule Admissions	
OTNS	Weekdays	10	Daily Projected Scheduled Discharges	
BMS	Weekdays	92.5%	(ICU/Acute) Bed Occupancy	
Operational Status				
Acute InPt DM	As Needed	Plan H	Post Vaccine COVID Bed Management Phase V2 (Oct 13, 2021)	39 COVID Beds (9) ICU (9) 6CS, 6CN (17), & 7C (4)
Acute InPt DM	As Needed	Deactivated SCI	16 Med/ Surg Bed Expansion in SCI	6 Beds "A" Wing, 10 Beds "B" Wing
Acute InPt DM	As Needed	Contingency	Nursing Care Level	Nursing Assignments Modified
ED	As Needed	Not Activated	ED Waiting Room Expansion	
Nurse Labor Pool	Weekdays	Phase I	Nurse Labor Pool	No Nurses Currently Deployed
Vaccination Program	Weekdays	Big Shot/ZIHP	Nurse Labor Pool	0 FTEE
Director	As Needed	25 -100%	Outpatient Operational Level	Service Dependent
Color Coding Defined				
Facility Operational Status	Normal		Normal Operational levels at or below Plan B, Conventional, and Phase II	
	Moderate		1 Operational level elevated above normal level	
	Critical		2 or More Operational levels elevated above normal level	
Nurse Call-ins			Able to cover with In-house staff	
			40% Nursing Staff covered by Volunteered OT or Mandated OT	
			60% Nursing Staff covered by Volunteered OT or Mandated OT	

[Operational Status Reference Link](#)



Facility Dashboard



SITUATION UPDATE

1/10/2022	Operational Level		Normal - "color coding" below	
Cummulative COVID Innoculation Totals			Employees	3958
			Veterans	33511
Source	Report Frequency	Status	Criteria	Notes
Lab	Weekdays	51	COVID Inpatient Positives/ Vac Status	(6) ICU, (27) 6CN/S, (3) 4C, (1) 5C, (4) 7C, (8) CLC, (2) DOM (32 vaccinated)
Lab	Mondays	236	Recovered COVID Inpatients	As of 01/24/2021
Lab	As Needed	0 / 69	Daily / Total COVID Deaths	As of 12/23/2021
Lab	Weekdays	455	COVID Outpatient Positives	14-Day Running Total (317 vaccinated)
Employee Health	Weekdays	158	COVID Employee Positives	112 Clinical/ 46 Non-Clinical (137 vaccinated)
Employee Health	Weekdays	87	COVID Employee PUIs	56 Clinical / 31 Non-Clinical (60 vaccinated)
OTNS	Weekdays	45.5	24 Hr Inpatient Nurse Staffing Call-ins	(6.5 Volunteered/ 1.5 Mandated)
OTNS	Weekdays	4	Daily Projected Schedule Admissions	
OTNS	Weekdays	7	Daily Projected Scheduled Discharges	
BMS	Weekdays	77.6%	(ICU/Acute) Bed Occupancy	

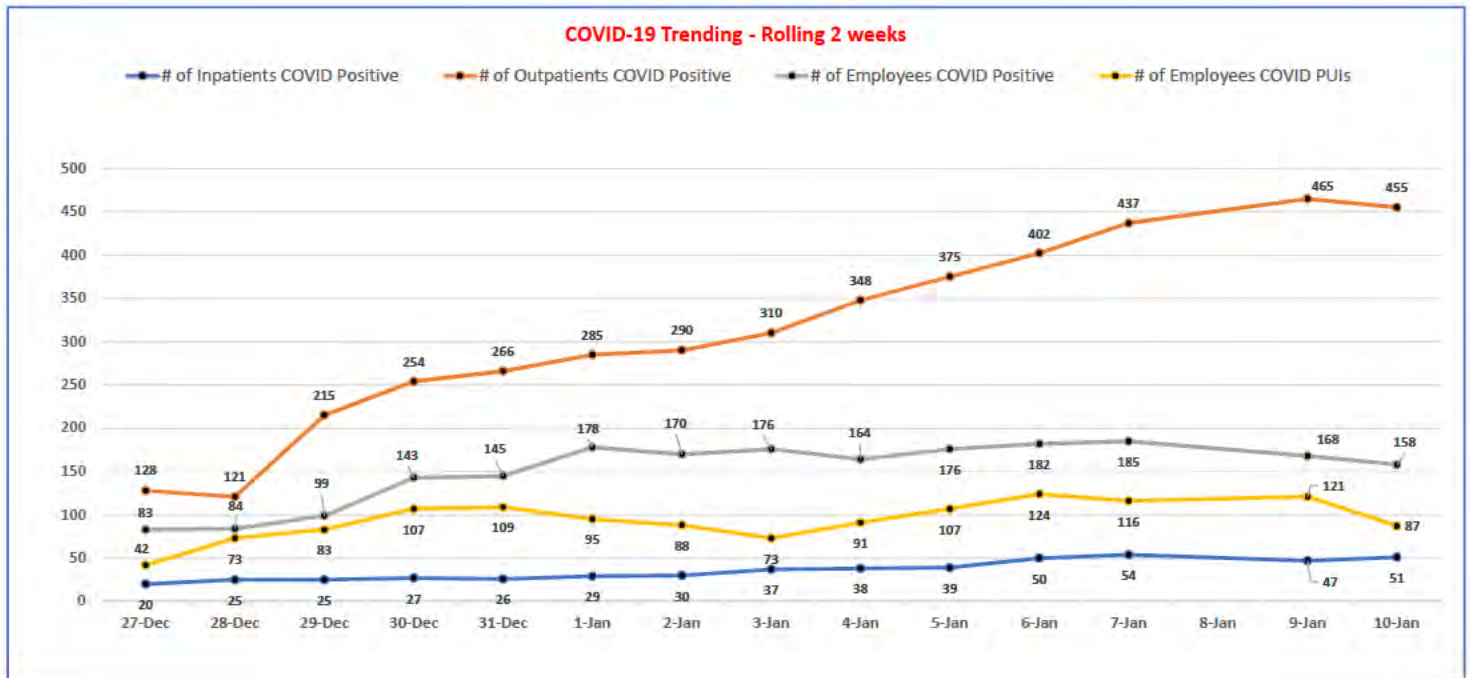
Operational Status

Acute InPt DM	As Needed	Phase II Option 2	6-Jan-22	Fixed Designation 37 COVID Beds - (9) ICU, (11) 6CS, (17) 6CN - Beyond 37 Beds there will be a modified placement to shelter in-place on unit
Acute InPt DM	As Needed	Deactivated SCI	16 Med/ Surg Bed Expansion in SCI	6 Beds "A" Wing, 10 Beds "B" Wing
Acute InPt DM	As Needed	Contingency	Nursing Care Level	Nursing Assignments Modified
ED	As Needed	Not Activated	ED Waiting Room Expansion	
Nurse Labor Pool	Weekdays	Phase I	Nurse Labor Pool	No Nurses Currently Deployed
Vaccination Program	Weekdays	Big Shot/ZIHP	Nurse Labor Pool	0 FTEE
Director	As Needed	25 -100%	Outpatient Operational Level	Service Dependent

Color Coding Defined

Facility Operational Status	Normal	Normal Operational levels at or below Plan B, Conventional, and Phase II
	Moderate	1 Operational level elevated above normal level
	Critical	2 or More Operational levels elevated above normal level
Nurse Call-ins	Normal	Able to cover with In-house staff
	Moderate	40% Nursing Staff covered by Volunteered OT or Mandated OT
	Critical	60% Nursing Staff covered by Volunteered OT or Mandated OT

[Operational Status Reference Link](#)



Facility Dashboard



SITUATION UPDATE

1/12/2022	Operational Level		Normal - "color coding" below	
Cummulative COVID Innoculation Totals			Employees	3958
			Veterans	33511
Source	Report Frequency	Status	Criteria	Notes
Lab	Weekdays	55	COVID Inpatient Positives/ Vac Status	2C/ICU (4), 3C (4), 4C (5), 6CN/S (24), 7C (7), CLC (9), SCI (1), DOM (1) (35 vaccinated)
Lab	Mondays	236	Recovered COVID Inpatients	As of 01/24/2021
Lab	As Needed	0 / 69	Daily / Total COVID Deaths	As of 12/23/2021
Lab	Weekdays	430	COVID Outpatient Positives	14-Day Running Total (296 vaccinated)
Employee Health	Weekdays	168	COVID Employee Positives	119 Clinical/ 49 Non-Clinical (142 vaccinated)
Employee Health	Weekdays	102	COVID Employee PUIs	72 Clinical / 30 Non-Clinical (73 vaccinated)
OTNS	Weekdays	52	24 Hr Inpatient Nurse Staffing Call-ins	(9.0 Volunteered/ 0.5 Mandated)
OTNS	Weekdays	5	Daily Projected Schedule Admissions	
OTNS	Weekdays	16	Daily Projected Scheduled Discharges	
BMS	Weekdays	83.3%	(ICU/Acute) Bed Occupancy	

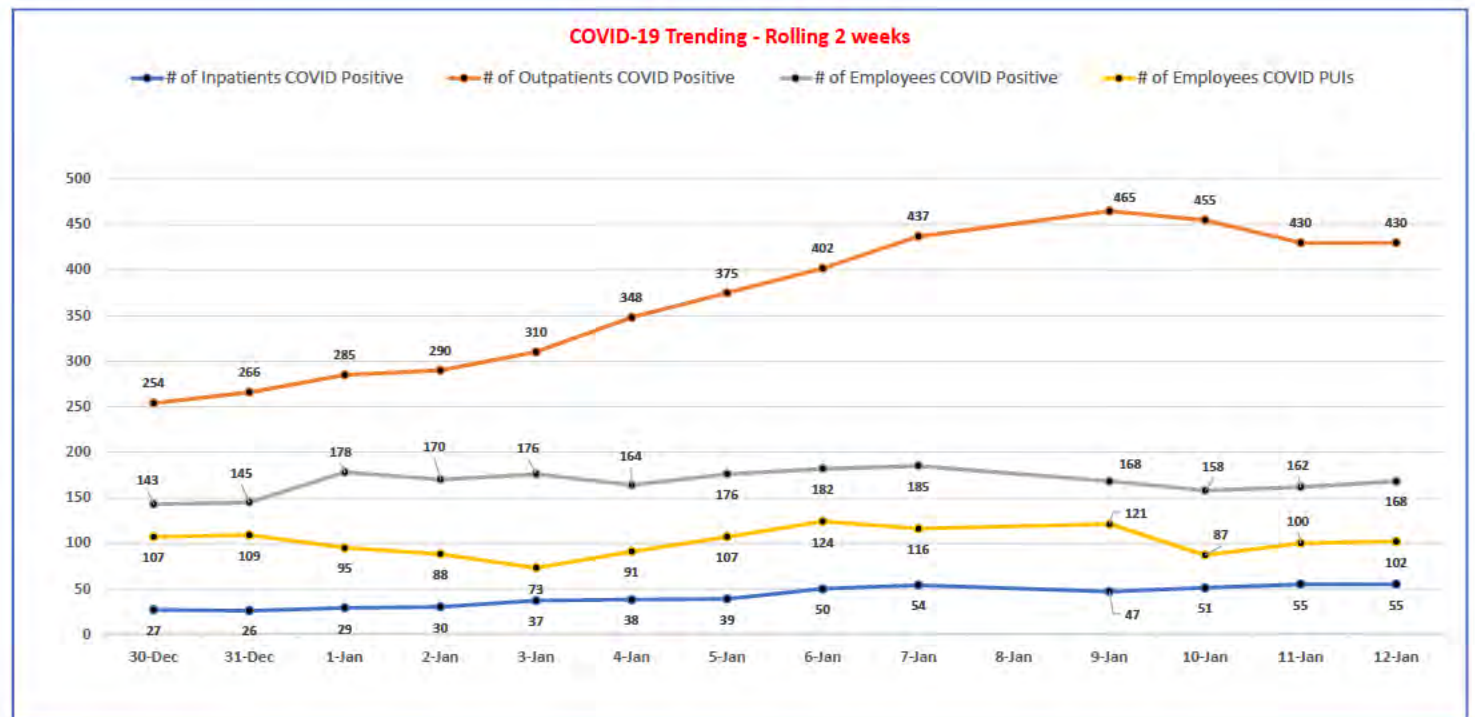
Operational Status

Acute InPt DM	As Needed	Phase II Option 2	6-Jan-22	Fixed Designation 37 COVID Beds - (9) ICU, (11) 6CS, (17) 6CN - Beyond 37 Beds there will be a modified placement to shelter in-place on unit
Acute InPt DM	As Needed	Deactivated SCI	16 Med/ Surg Bed Expansion in SCI	6 Beds "A" Wing, 10 Beds "B" Wing
Acute InPt DM	As Needed	Contingency	Nursing Care Level	Nursing Assignments Modified
ED	As Needed	Not Activated	ED Waiting Room Expansion	
Nurse Labor Pool	Weekdays	Phase I	Nurse Labor Pool	No Nurses Currently Deployed
Vaccination Program	Weekdays	Big Shot/ZIHP	Nurse Labor Pool	0 FTEE
Director	As Needed	25 -100%	Outpatient Operational Level	Service Dependent

Color Coding Defined

Facility Operational Status	Normal	Normal Operational levels at or below Plan B, Conventional, and Phase II
	Moderate	1 Operational level elevated above normal level
	Critical	2 or More Operational levels elevated above normal level
Nurse Call-ins	Green	Able to cover with In-house staff
	Yellow	40% Nursing Staff covered by Volunteered OT or Mandated OT
	Red	60% Nursing Staff covered by Volunteered OT or Mandated OT

[Operational Status Reference Link](#)



Facility Dashboard



SITUATION UPDATE

1/13/2022	Operational Level		Normal - "color coding" below	
Cummulative COVID Innoculation Totals			Employees	3958
			Veterans	33511
Source	Report Frequency	Status	Criteria	Notes
Lab	Weekdays	56	COVID Inpatient Positives/ Vac Status	2C/ICU (7), 3C (4), 4C (4), 6CN/S (23), 7C (6), CLC (9), SCI (1), DOM (2) (35 vaccinated)
Lab	Mondays	236	Recovered COVID Inpatients	As of 01/24/2021
Lab	As Needed	0 / 69	Daily / Total COVID Deaths	As of 12/23/2021
Lab	Weekdays	407	COVID Outpatient Positives	14-Day Running Total (279 vaccinated)
Employee Health	Weekdays	150	COVID Employee Positives	108 Clinical/ 42 Non-Clinical (126 vaccinated)
Employee Health	Weekdays	78	COVID Employee PUIs	52 Clinical / 26 Non-Clinical (73 vaccinated)
OTNS	Weekdays	50.5	24 Hr Inpatient Nurse Staffing Call-ins	(11.5 Volunteered/ 0 5 Mandated)
OTNS	Weekdays	3	Daily Projected Schedule Admissions	
OTNS	Weekdays	11	Daily Projected Scheduled Discharges	
BMS	Weekdays	94.6%	(ICU/Acute) Bed Occupancy	

Operational Status

Acute InPt DM	As Needed	Phase II Option 2	6-Jan-22	Fixed Designation 37 COVID Beds - (9) ICU, (11) 6CS, (17) 6CN - Beyond 37 Beds there will be a modified placement to shelter in-place on unit
Acute InPt DM	As Needed	Deactivated SCI	16 Med/ Surg Bed Expansion in SCI	6 Beds "A" Wing, 10 Beds "B" Wing
Acute InPt DM	As Needed	Contingency	Nursing Care Level	Nursing Assignments Modified
ED	As Needed	Not Activated	ED Waiting Room Expansion	
Nurse Labor Pool	Weekdays	Phase I	Nurse Labor Pool	No Nurses Currently Deployed
Vaccination Program	Weekdays	Big Shot/ZIHP	Nurse Labor Pool	0 FTEE
Director	As Needed	25 -100%	Outpatient Operational Level	Service Dependent

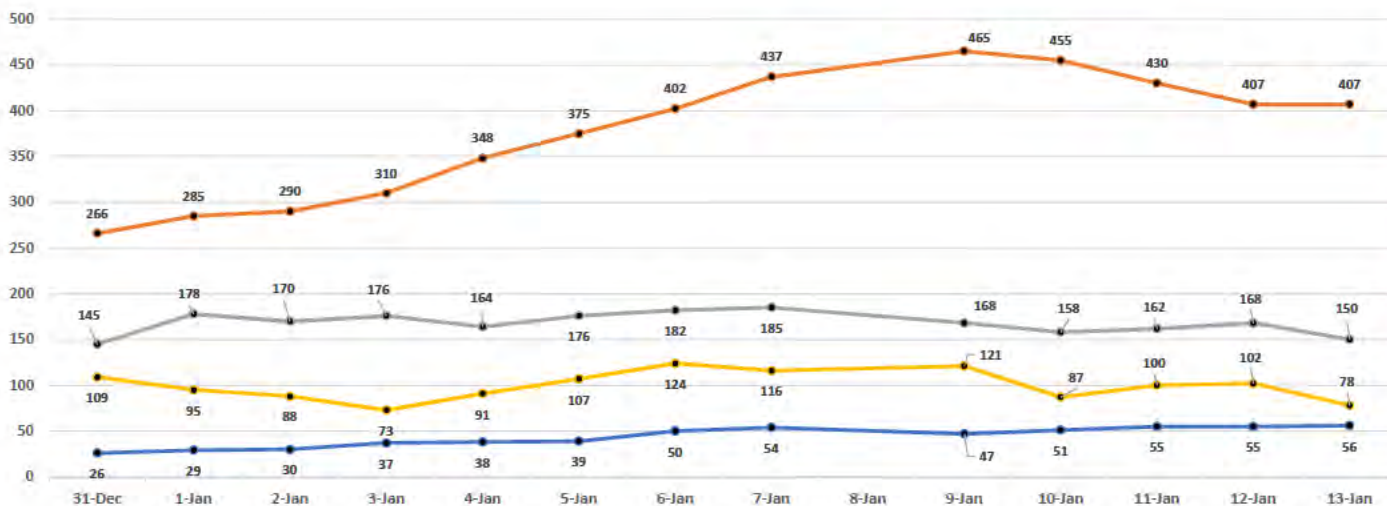
Color Coding Defined

Facility Operational Status	Normal	Normal Operational levels at or below Plan B, Conventional, and Phase II
	Moderate	1 Operational level elevated above normal level
	Critical	2 or More Operational levels elevated above normal level
Nurse Call-ins	Green	Able to cover with In-house staff
	Yellow	40% Nursing Staff covered by Volunteered OT or Mandated OT
	Red	60% Nursing Staff covered by Volunteered OT or Mandated OT

[Operational Status Reference Link](#)

COVID-19 Trending - Rolling 2 weeks

◆ # of Inpatients COVID Positive
 ◆ # of Outpatients COVID Positive
 ◆ # of Employees COVID Positive
 ◆ # of Employees COVID PUIs



Facility Dashboard



SITUATION UPDATE

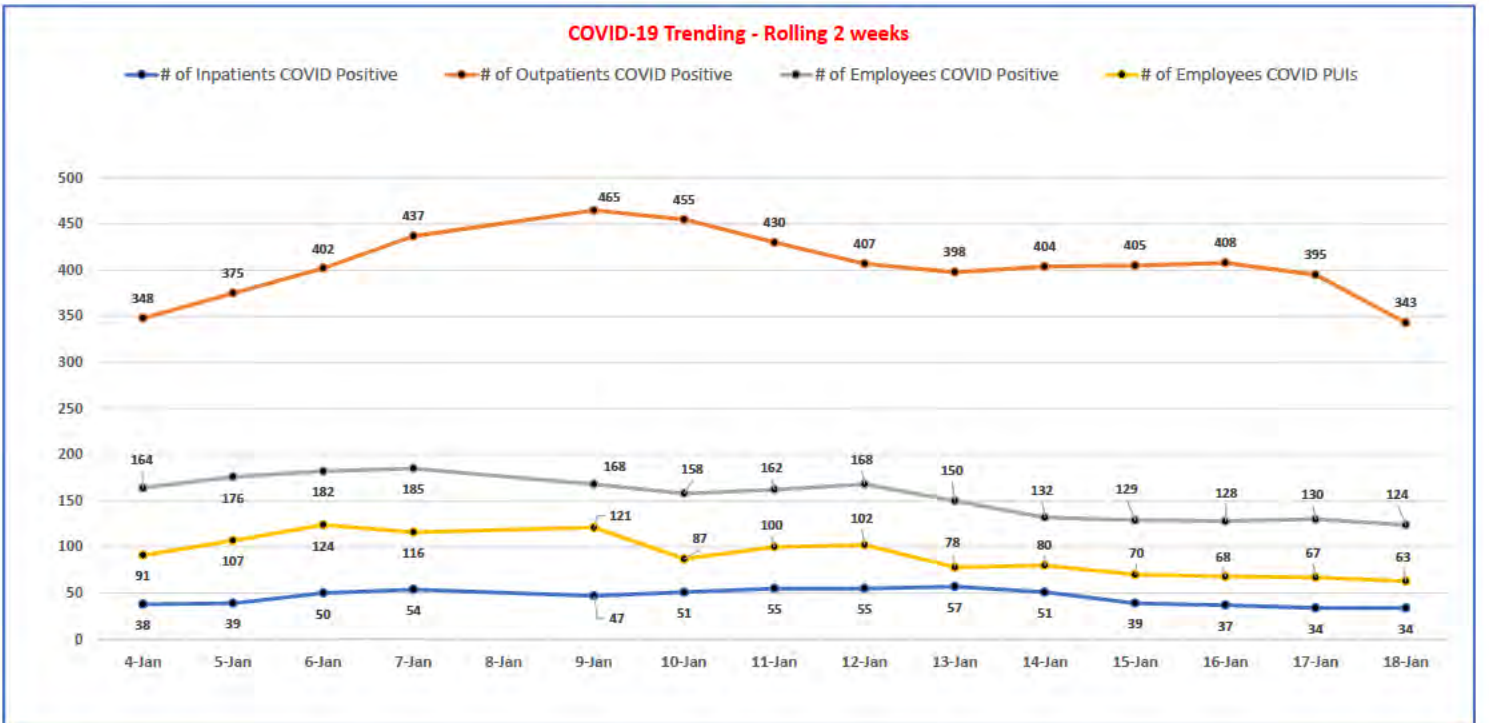
1/18/2022	Operational Level		Normal - "color coding" below	
Cummulative COVID Innoculation Totals			Employees	3958
			Veterans	33511
Source	Report Frequency	Status	Criteria	Notes
Lab	Weekdays	34	COVID Inpatient Positives/ Vac Status	2C/ICU (6), 3C (4), 6CN/S (16), CLC (4), SCI (2), DOM (2) (19 vaccinated)
Lab	Mondays	236	Recovered COVID Inpatients	As of 01/24/2021
Lab	As Needed	0 / 69	Daily / Total COVID Deaths	As of 12/23/2021
Lab	Weekdays	343	COVID Outpatient Positives	14-Day Running Total (Unvaccinated = 105, Vacc X 1 = 3, Vacc X 2 = 145, Vac X 3 = 90)
Employee Health	Weekdays	124	COVID Employee Positives	88 Clinical/ 36 Non-Clinical (107 vaccinated)
Employee Health	Weekdays	63	COVID Employee PUIs	24 Clinical / 12 Non-Clinical (36 vaccinated)
OTNS	Weekdays	29	24 Hr Inpatient Nurse Staffing Call-ins	(7.5 Volunteered/ 0.5 Mandated)
OTNS	Weekdays	3	Daily Projected Schedule Admissions	
OTNS	Weekdays	13	Daily Projected Scheduled Discharges	
BMS	Weekdays	88.2%	(ICU/Acute) Bed Occupancy	

Operational Status				
Acute InPt DM	As Needed	Phase II Option 2	Dated 1/6/2022	Fixed Designation 37 COVID Beds - (9) ICU, (11) 6CS, (17) 6CN - Beyond 37 Beds there will be a modified placement to shelter in-place on unit
Acute InPt DM	As Needed	Deactivated SCI	16 Med/ Surg Bed Expansion in SCI	6 Beds "A" Wing, 10 Beds "B" Wing
Acute InPt DM	As Needed	Contingency	Nursing Care Level	Nursing Assignments Modified
ED	As Needed	Not Activated	ED Waiting Room Expansion	
Nurse Labor Pool	Weekdays	Phase I	Nurse Labor Pool	No Nurses Currently Deployed
Vaccination Program	Weekdays	Big Shot/ZIHP	Nurse Labor Pool	0 FTEE
Director	As Needed	25 -100%	Outpatient Operational Level	Service Dependent

Color Coding Defined		
Facility Operational Status	Normal	Normal Operational levels at or below Plan B, Conventional, and Phase II
	Moderate	1 Operational level elevated above normal level
	Critical	2 or More Operational levels elevated above normal level

Nurse Call-ins		Able to cover with In-house staff
		40% Nursing Staff covered by Volunteered OT or Mandated OT
		60% Nursing Staff covered by Volunteered OT or Mandated OT

[Operational Status Reference Link](#)



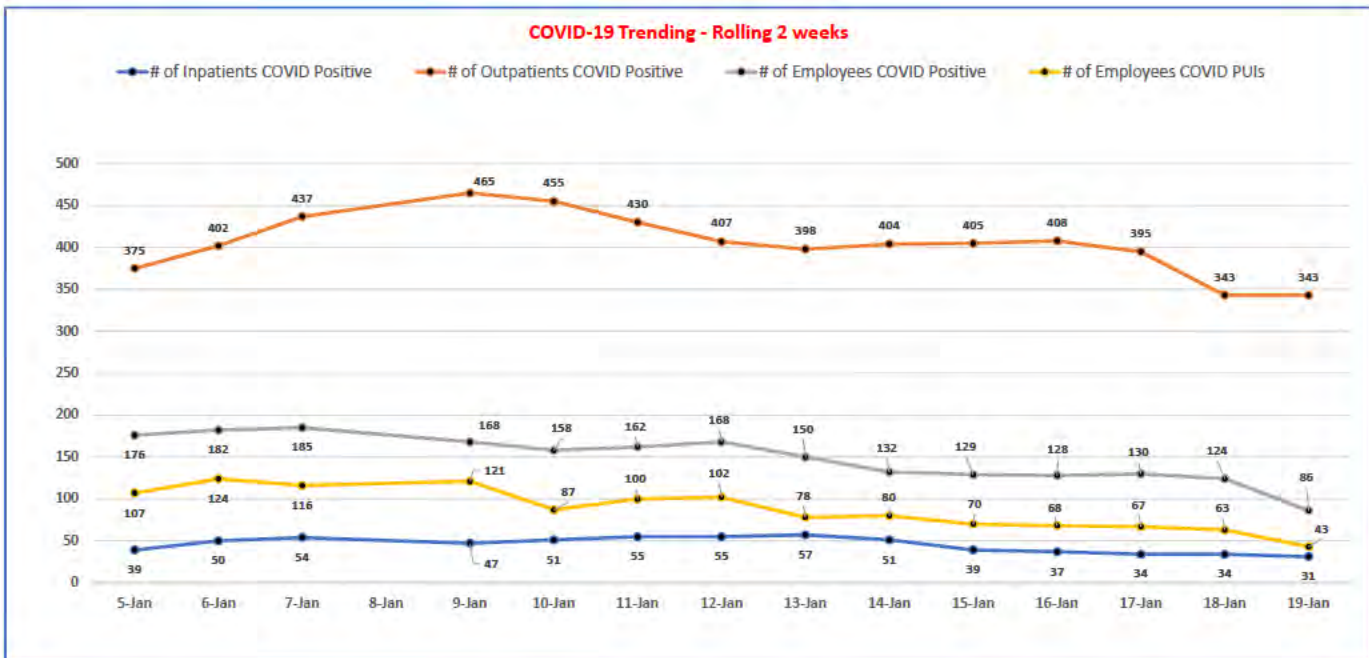
Facility Dashboard



SITUATION UPDATE

1/19/2022	Operational Level		Normal - "color coding" below	
Cummulative COVID Inoculation Totals			Employees	3958
			Veterans	33511
Source	Report Frequency	Status	Criteria	Notes
Lab	Weekdays	31	COVID Inpatient Positives/ Vac Status	2C/ICU (5), 3C (4), 6CN/S (17), CLC (3), DOM (2) (17 vaccinated)
Lab	Mondays	236	Recovered COVID Inpatients	As of 01/24/2021
Lab	As Needed	0 / 69	Daily / Total COVID Deaths	As of 12/23/2021
Lab	Weekdays	343	COVID Outpatient Positives	14-Day Running Total (Unvaccinated = 105, Vacc X 1 = 3, Vacc X 2 = 145, Vacc X 3 = 90)
Employee Health	Weekdays	86	COVID Employee Positives	60 Clinical/ 26 Non-Clinical (74 vaccinated)
Employee Health	Weekdays	43	COVID Employee PUIs	33 Clinical / 10 Non-Clinical (18 vaccinated)
OTNS	Weekdays	33	24 Hr Inpatient Nurse Staffing Call-ins	(5.0 Volunteered/ 4.5 Mandated)
OTNS	Weekdays	6	Daily Projected Schedule Admissions	
OTNS	Weekdays	14	Daily Projected Scheduled Discharges	
BMS	Weekdays	83.7%	(ICU/Acute) Bed Occupancy	
Operational Status				
Acute InPt DM	As Needed	Phase II Option 2	Dated 1/6/2022	Fixed Designation 37 COVID Beds - (9) ICU, (11) 6CS, (17) 6CN - Beyond 37 Beds there will be a modified placement to shelter in-place on unit
Acute InPt DM	As Needed	Deactivated SCI	16 Med/ Surg Bed Expansion in SCI	6 Beds "A" Wing, 10 Beds "B" Wing
Acute InPt DM	As Needed	Contingency	Nursing Care Level	Nursing Assignments Modified
ED	As Needed	Not Activated	ED Waiting Room Expansion	
Nurse Labor Pool	Weekdays	Phase I	Nurse Labor Pool	No Nurses Currently Deployed
Vaccination Program	Weekdays	Big Shot/ZIHP	Nurse Labor Pool	0 FTEE
Director	As Needed	25 -100%	Outpatient Operational Level	Service Dependent
Color Coding Defined				
Facility Operational Status	Normal	Normal Operational levels at or below Plan B, Conventional, and Phase II		
	Moderate	1 Operational level elevated above normal level		
	Critical	2 or More Operational levels elevated above normal level		
Nurse Call-ins	Normal	Able to cover with in-house staff		
	Moderate	40% Nursing Staff covered by Volunteered OT or Mandated OT		
	Critical	60% Nursing Staff covered by Volunteered OT or Mandated OT		

[Operational Status Reference Link](#)



Facility Dashboard



SITUATION UPDATE

1/26/2022	Operational Level		Normal - "color coding" below	
Cummulative COVID Innoculation Totals			Employees	3958
			Veterans	33511
Source	Report Frequency	Status	Criteria	Notes
Lab	Weekdays	23	COVID Inpatient Positives/ Vac Status	2C/ICU (3), 5C (1), 6CN/S (18), 7C (1), (17 vaccinated)
Lab	Mondays	236	Recovered COVID Inpatients	As of 01/24/2021
Lab	As Needed	0 / 69	Daily / Total COVID Deaths	As of 12/23/2021
Lab	Weekdays	202	COVID Outpatient Positives	14-Day Running Total (Unvaccinated = 58, Vacc X 1 = 4, Vacc X 2 = 70, Vacc X 3 = 70)
Employee Health	Weekdays	51	COVID Employee Positives	40 Clinical/ 11 Non-Clinical (43 vaccinated)
Employee Health	Weekdays	34	COVID Employee PUIs	22 Clinical / 12 Non-Clinical (24 vaccinated)
OTNS	Weekdays	20.5	24 Hr Inpatient Nurse Staffing Call-ins	(6.5 Volunteered/ 0 0 Mandated)
OTNS	Weekdays	6	Daily Projected Schedule Admissions	
OTNS	Weekdays	8	Daily Projected Scheduled Discharges	
BMS	Weekdays	86.6%	(ICU/Acute) Bed Occupancy	

Operational Status

Acute InPt DM	As Needed	Phase II Option 2	Dated 1/6/2022	Fixed Designation 37 COVID Beds - (9) ICU, (11) 6CS, (17) 6CN - Beyond 37 Beds there will be a modified placement to shelter In-place on unit
Acute InPt DM	As Needed	Contingency	Nursing Care Level	Nursing Assignments Modified

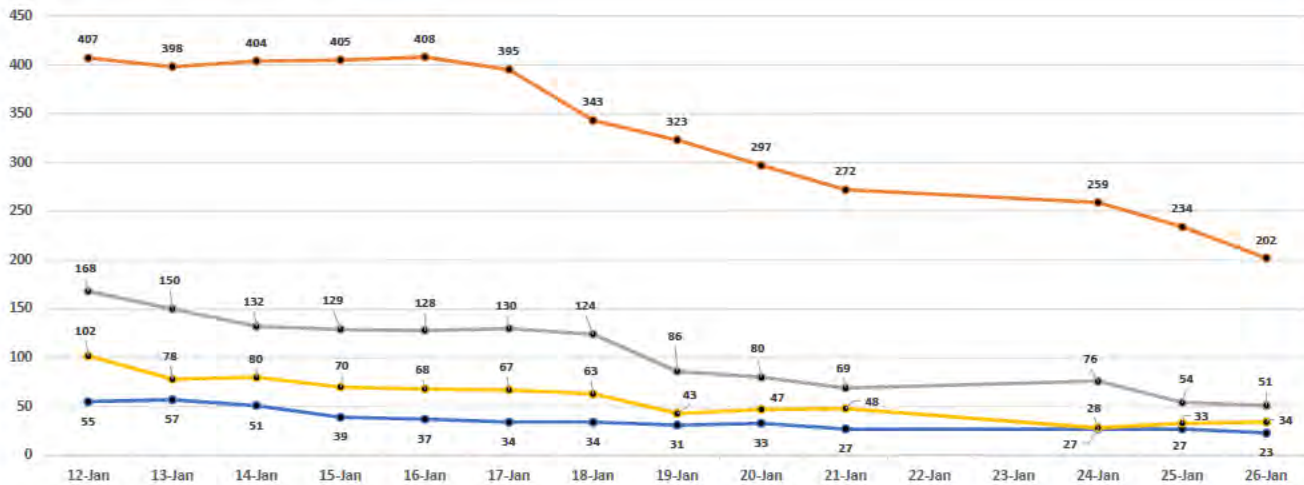
Color Coding Defined

Facility Operational Status	Normal	Normal Operational levels at or below Plan B, Conventional, and Phase II
	Moderate	1 Operational level elevated above normal level
	Critical	2 or More Operational levels elevated above normal level
Nurse Call-ins	Green	Able to cover with In-house staff
	Yellow	40% Nursing Staff covered by Volunteered OT or Mandated OT
	Red	60% Nursing Staff covered by Volunteered OT or Mandated OT

[Operational Status Reference Link](#)

COVID-19 Trending - Rolling 2 weeks

◆ # of Inpatients COVID Positive
 ◆ # of Outpatients COVID Positive
 ◆ # of Employees COVID Positive
 ◆ # of Employees COVID PUIs



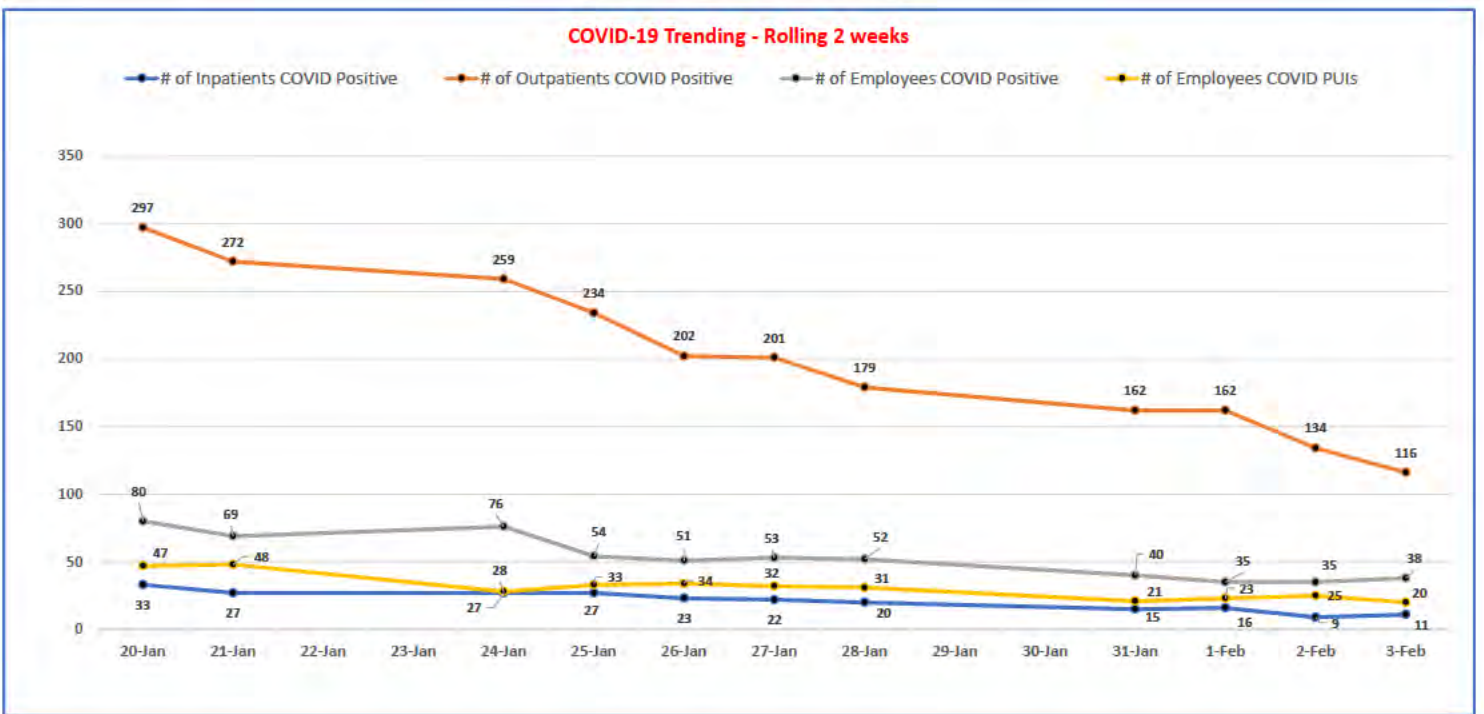
Facility Dashboard



SITUATION UPDATE

2/3/2022		Operational Level		Normal - "color coding" below	
Cummulative COVID Innoculation Totals			Employees	3958	
			Veterans	33511	
Source	Report Frequency	Status	Criteria	Notes	
Lab	Weekdays	11	COVID Inpatient Positives/ Vac Status	6CS (2), 6CN (9), (9 vaccinated)	
Lab	As Needed	0 / 80	Daily / Total COVID Deaths	As of 01/27/2022	
Lab	Weekdays	116	COVID Outpatient Positives	14-Day Running Total (Unvaccinated = 36, Vacc X 1 = 0, Vacc X 2 = 44, Vac X 3 = 36)	
Employee Health	Weekdays	38	COVID Employee Positives	22 Clinical/ 16 Non-Clinical (35 vaccinated)	
Employee Health	Weekdays	20	COVID Employee PUIs	13 Clinical / 7 Non-Clinical (11 vaccinated)	
OTNS	Weekdays	24	24 Hr Inpatient Nurse Staffing Call-ins	(6.0 Volunteered/ 0.0 Mandated)	
OTNS	Weekdays	7	Daily Projected Schedule Admissions		
OTNS	Weekdays	13	Daily Projected Scheduled Discharges		
BMS	Weekdays	93.5%	(ICU/Acute) Bed Occupancy		
Operational Status					
Acute InPt DM	As Needed	Phase I	Dated 1/6/2022	Fixed Designation 37 COVID Beds - (9) ICU, (11) 6CS, (17) 6CN	
Acute InPt DM	As Needed	Contingency	Nursing Care Level	Nursing Assignments Modified	
Color Coding Defined					
Facility Operational Status	Normal	Normal Operational levels at or below Plan B, Conventional, and Phase II			
	Moderate	1 Operational level elevated above normal level			
	Critical	2 or More Operational levels elevated above normal level			
Nurse Call-ins	Normal	Able to cover with In-house staff			
	Moderate	40% Nursing Staff covered by Volunteered OT or Mandated OT			
	Critical	60% Nursing Staff covered by Volunteered OT or Mandated OT			

[Operational Status Reference Link](#)



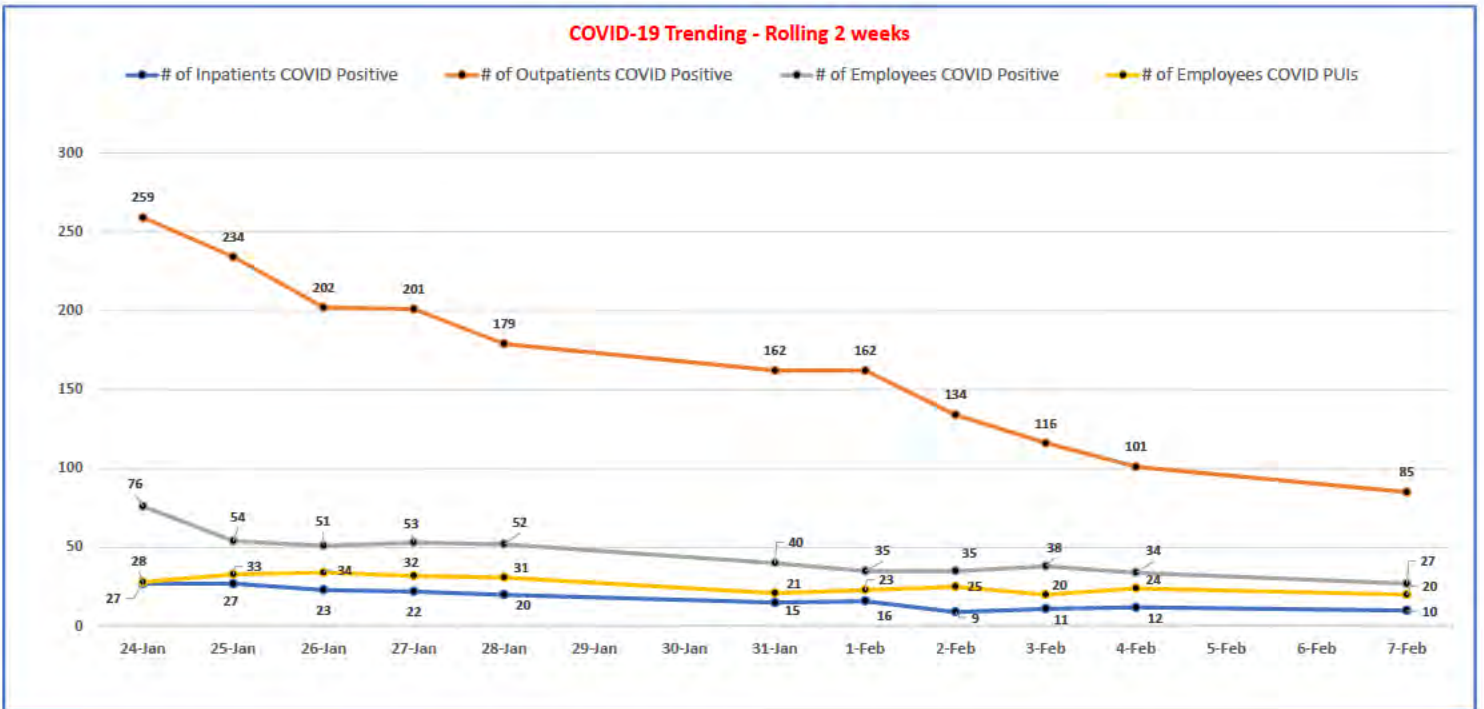
Facility Dashboard



SITUATION UPDATE

2/7/2022		Operational Level		Normal - "color coding" below	
Cummulative COVID Innoculation Totals			Employees	3958	
			Veterans	33511	
Source	Report Frequency	Status	Criteria	Notes	
Lab	Weekdays	10	COVID Inpatient Positives/ Vac Status	6CN (10), (6 vaccinated)	
Lab	As Needed	0 / 80	Daily / Total COVID Deaths	As of 01/27/2022	
Lab	Weekdays	85	COVID Outpatient Positives	14-Day Running Total (Unvaccinated = 31, Vacc X 1 = 0, Vacc X 2 = 31, Vac X 3 = 23)	
Employee Health	Weekdays	27	COVID Employee Positives	15 Clinical/ 12 Non-Clinical (27 vaccinated)	
Employee Health	Weekdays	20	COVID Employee PUIs	13 Clinical / 7 Non-Clinical (13 vaccinated)	
OTNS	Weekdays	29	24 Hr Inpatient Nurse Staffing Call-ins	(4.0 Volunteered/ 0.0 Mandated)	
OTNS	Weekdays	5	Daily Projected Schedule Admissions		
OTNS	Weekdays	10	Daily Projected Scheduled Discharges		
BMS	Weekdays	83.2%	(ICU/Acute) Bed Occupancy		
Operational Status					
Acute InPt DM	As Needed	Phase I	Dated 1/6/2022	Fixed Designation 37 COVID Beds - (9) ICU, (11) 6CS, (17) 6CN	
Acute InPt DM	As Needed	Contingency	Nursing Care Level	Nursing Assignments Modified	
Color Coding Defined					
Facility Operational Status	Normal	Normal Operational levels at or below Plan B, Conventional, and Phase II			
	Moderate	1 Operational level elevated above normal level			
	Critical	2 or More Operational levels elevated above normal level			
Nurse Call-ins		Able to cover with In-house staff			
		40% Nursing Staff covered by Volunteered OT or Mandated OT			
		60% Nursing Staff covered by Volunteered OT or Mandated OT			

[Operational Status Reference Link](#)



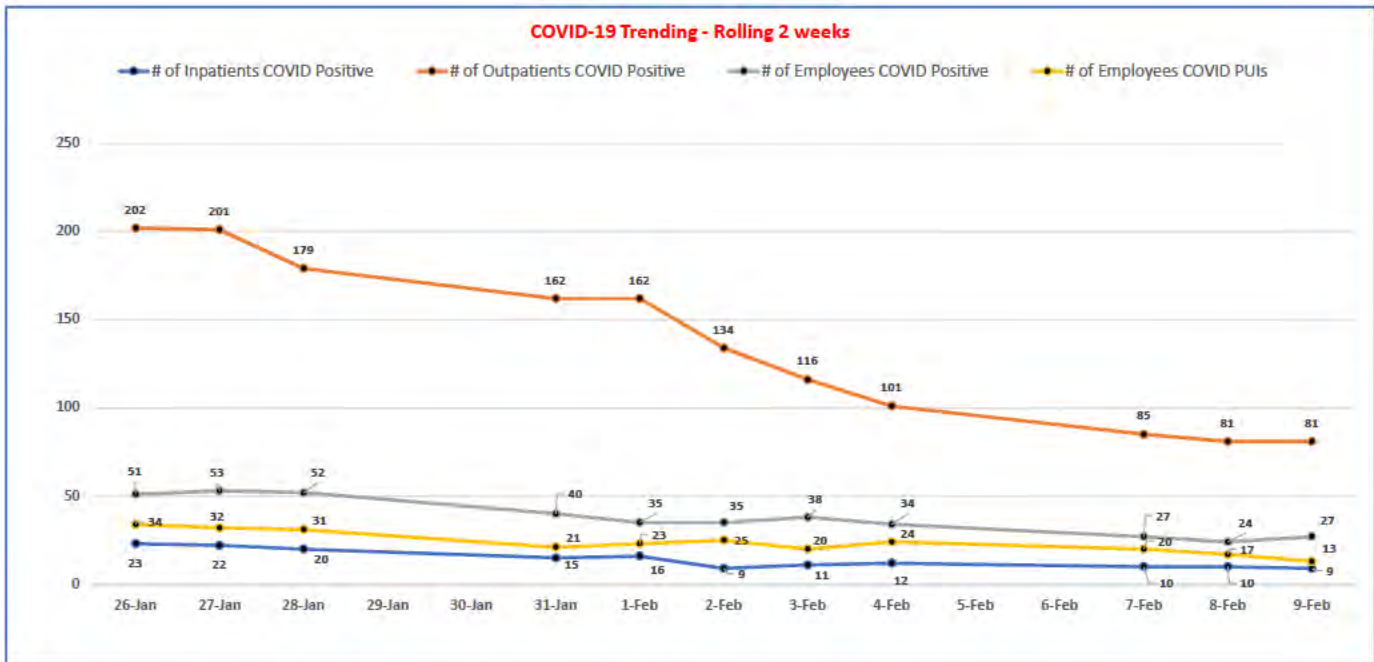
Facility Dashboard



SITUATION UPDATE

2/9/2022	Operational Level		Normal - "color coding" below	
Cummulative COVID Inoculation Totals			Employees	3958
			Veterans	33511
Source	Report Frequency	Status	Criteria	Notes
Lab	Weekdays	9	COVID Inpatient Positives/ Vac Status	6CN (9), (4 vaccinated)
Lab	As Needed	0 / 80	Daily / Total COVID Deaths	As of 01/27/2022
Lab	Weekdays	81	COVID Outpatient Positives	14-Day Running Total (Unvaccinated = 27, Vacc X 1 = 0, Vacc X 2 = 31, Vac X 3 = 23)
Employee Health	Weekdays	27	COVID Employee Positives	20 Clinical/ 7 Non-Clinical (27 vaccinated)
Employee Health	Weekdays	13	COVID Employee PUIs	9 Clinical / 4 Non-Clinical (10 vaccinated)
OTNS	Weekdays	25.5	24 Hr Inpatient Nurse Staffing Call-ins	(2.5 Volunteered/ 0 5 Mandated)
OTNS	Weekdays	8	Daily Projected Schedule Admissions	
OTNS	Weekdays	16	Daily Projected Scheduled Discharges	
BMS	Weekdays	85 3%	(ICU/Acute) Bed Occupancy	
Operational Status				
Acute InPt DM	As Needed	Phase I	Dated 1/6/2022	Fixed Designation 37 COVID Beds - (9) ICU, (11) 6CS, (17) 6CN
Acute InPt DM	As Needed	Contingency	Nursing Care Level	Nursing Assignments Modified
Color Coding Defined				
Facility Operational Status	Normal	Normal Operational levels at or below Plan B, Conventional, and Phase II		
	Moderate	1 Operational level elevated above normal level		
	Critical	2 or More Operational levels elevated above normal level		
Nurse Call-ins		Able to cover with in-house staff		
		40% Nursing Staff covered by Volunteered OT or Mandated OT		
		60% Nursing Staff covered by Volunteered OT or Mandated OT		

[Operational Status Reference Link](#)



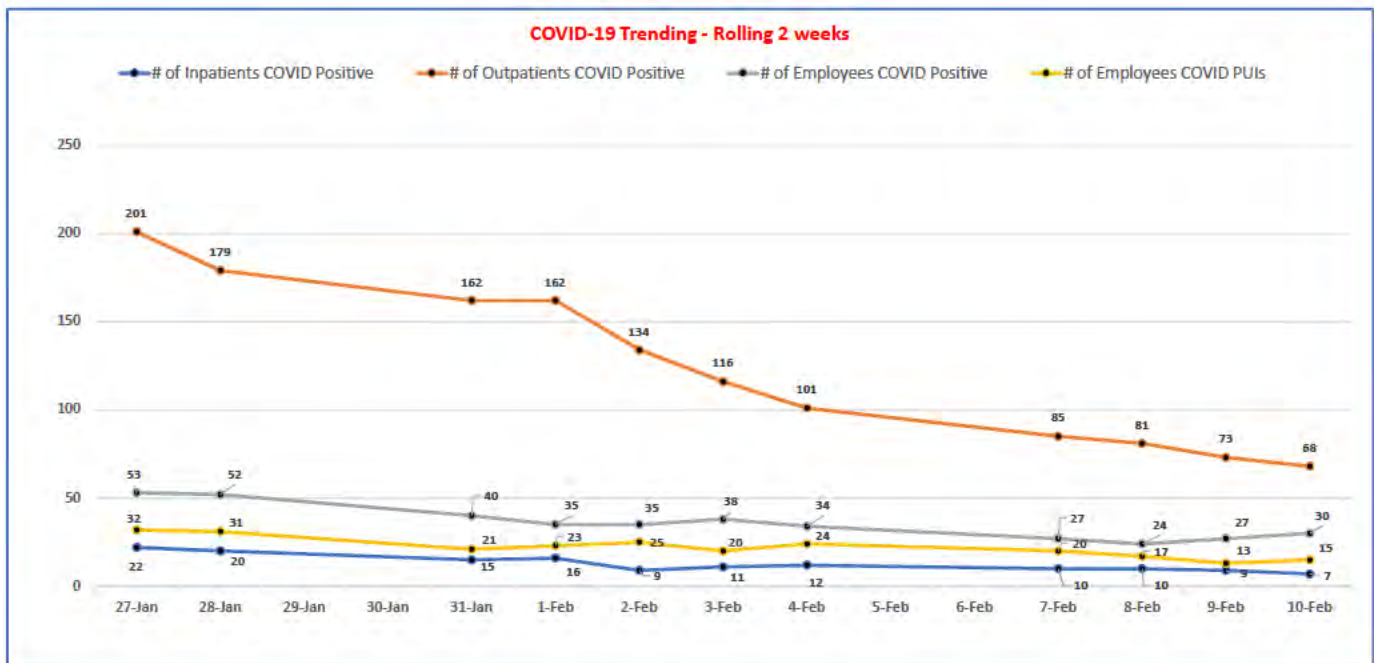
Facility Dashboard



SITUATION UPDATE

2/10/2022	Operational Level		Normal - "color coding" below	
Cummulative COVID Innoculation Totals			Employees	3958
			Veterans	33511
Source	Report Frequency	Status	Criteria	Notes
Lab	Weekdays	7	COVID Inpatient Positives/ Vac Status	6CN (7), (3 vaccinated)
Lab	As Needed	0 / 80	Daily / Total COVID Deaths	As of 01/27/2022
Lab	Weekdays	68	COVID Outpatient Positives	14-Day Running Total (Unvaccinated = 21, Vacc X 1 = 1, Vacc X 2 = 25, Vacc X 3 = 21)
Employee Health	Weekdays	30	COVID Employee Positives	22 Clinical/ 8 Non-Clinical (30 vaccinated)
Employee Health	Weekdays	15	COVID Employee PUIs	7 Clinical / 8 Non-Clinical (10 vaccinated)
OTNS	Weekdays	28.5	24 Hr Inpatient Nurse Staffing Call-ins	(5.0 Volunteered/ 0 0 Mandated)
OTNS	Weekdays	4	Daily Projected Schedule Admissions	
OTNS	Weekdays	14	Daily Projected Scheduled Discharges	
BMS	Weekdays	78.9%	(ICU/Acute) Bed Occupancy	
Operational Status				
Acute InPt DM	As Needed	Phase I	Dated 1/6/2022	Fixed Designation 37 COVID Beds - (9) ICU, (11) 6CS, (17) 6CN
Acute InPt DM	As Needed	Contingency	Nursing Care Level	Nursing Assignments Modified
Color Coding Defined				
Facility Operational Status	Normal	Normal Operational levels at or below Plan B, Conventional, and Phase II		
	Moderate	1 Operational level elevated above normal level		
	Critical	2 or More Operational levels elevated above normal level		
Nurse Call-ins		Able to cover with in-house staff		
		40% Nursing Staff covered by Volunteered OT or Mandated OT		
		60% Nursing Staff covered by Volunteered OT or Mandated OT		

[Operational Status Reference Link](#)



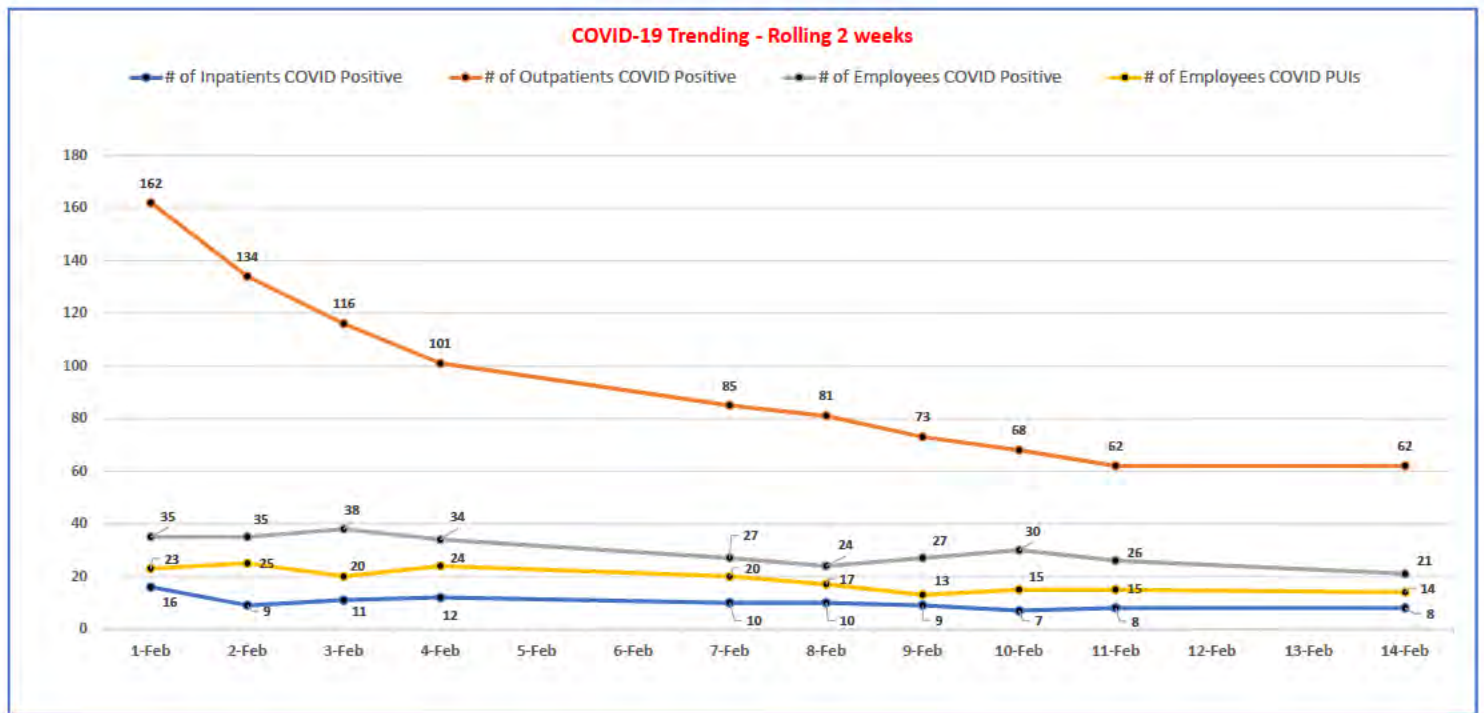
Facility Dashboard



SITUATION UPDATE

2/14/2022		Operational Level		Normal - "color coding" below	
Cummulative COVID Innoculation Totals			Employees	3958	
			Veterans	33511	
Source	Report Frequency	Status	Criteria	Notes	
Lab	Weekdays	8	COVID Inpatient Positives/ Vac Status	2C/ICU (1), 6CN (6), DOM (1) (2 vaccinated)	
Lab	As Needed	0 / 80	Daily / Total COVID Deaths	As of 01/27/2022	
Lab	Weekdays	62	COVID Outpatient Positives	14-Day Running Total (Unvaccinated = 23, Vacc X 1 = 1, Vacc X 2 = 20, Vac X 3 = 18)	
Employee Health	Weekdays	21	COVID Employee Positives	15 Clinical/ 6 Non-Clinical (21 vaccinated)	
Employee Health	Weekdays	14	COVID Employee PUIs	10 Clinical / 4 Non-Clinical (5 vaccinated)	
OTNS	Weekdays	23.5	24 Hr Inpatient Nurse Staffing Call-ins	(7.0 Volunteered/ 0.0 Mandated)	
OTNS	Weekdays	8	Daily Projected Schedule Admissions		
OTNS	Weekdays	17	Daily Projected Scheduled Discharges		
BMS	Weekdays	76.8%	(ICU/Acute) Bed Occupancy		
Operational Status					
Acute InPt DM	As Needed	Phase I	Dated 1/6/2022	Fixed Designation 37 COVID Beds - (9) ICU, (11) 6CS, (17) 6CN	
Acute InPt DM	As Needed	Contingency	Nursing Care Level	Nursing Assignments Modified	
Color Coding Defined					
Facility Operational Status	Normal	Normal Operational levels at or below Plan B, Conventional, and Phase II			
	Moderate	1 Operational level elevated above normal level			
	Critical	2 or More Operational levels elevated above normal level			
Nurse Call-ins		Able to cover with In-house staff			
		40% Nursing Staff covered by Volunteered OT or Mandated OT			
		60% Nursing Staff covered by Volunteered OT or Mandated OT			

[Operational Status Reference Link](#)



Facility Dashboard

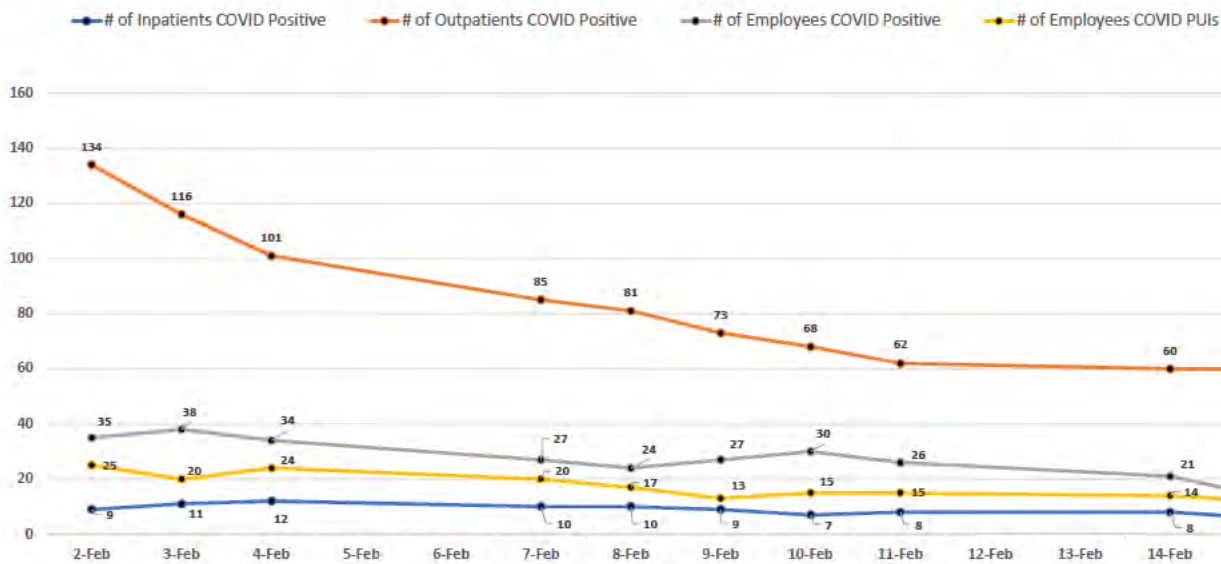


SITUATION UPDATE

2/15/2022	Operational Level		Normal - "color coding" below	
Cummulative COVID Innoculation Totals			Employees	3958
			Veterans	33511
Source	Report Frequency	Status	Criteria	Notes
Lab	Weekdays	6	COVID Inpatient Positives/ Vac Status	2C/ICU (1), 6CN (4), DOM (1) (0 vaccinated)
Lab	As Needed	0 / 80	Daily / Total COVID Deaths	As of 01/27/2022
Lab	Weekdays	60	COVID Outpatient Positives	14-Day Running Total (Unvaccinated = 15, Vacc X 1 = 1, Vacc X 2 = 19, Vac X 3 = 25)
Employee Health	Weekdays	14	COVID Employee Positives	10 Clinical/ 4 Non-Clinical (14 vaccinated)
Employee Health	Weekdays	12	COVID Employee PUIs	8 Clinical / 4 Non-Clinical (5 vaccinated)
OTNS	Weekdays	18	24 Hr Inpatient Nurse Staffing Call-ins	(1.5 Volunteered/ 1.0 Mandated)
OTNS	Weekdays	8	Daily Projected Schedule Admissions	
OTNS	Weekdays	12	Daily Projected Scheduled Discharges	
BMS	Weekdays	81.1%	(ICU/Acute) Bed Occupancy	
Operational Status				
Acute InPt DM	As Needed	Phase I	Dated 1/6/2022	Fixed Designation 37 COVID Beds - (9) ICU, (11) 6CS, (17) 6CN
Acute InPt DM	As Needed	Contingency	Nursing Care Level	Nursing Assignments Modified
Color Coding Defined				
Facility Operational Status	Normal	Normal Operational levels at or below Plan B, Conventional, and Phase II		
	Moderate	1 Operational level elevated above normal level		
	Critical	2 or More Operational levels elevated above normal level		
Nurse Call-ins		Able to cover with in-house staff		
		40% Nursing Staff covered by Volunteered OT or Mandated OT		
		60% Nursing Staff covered by Volunteered OT or Mandated OT		

[Operational Status Reference Link](#)

COVID-19 Trending - Rolling 2 weeks



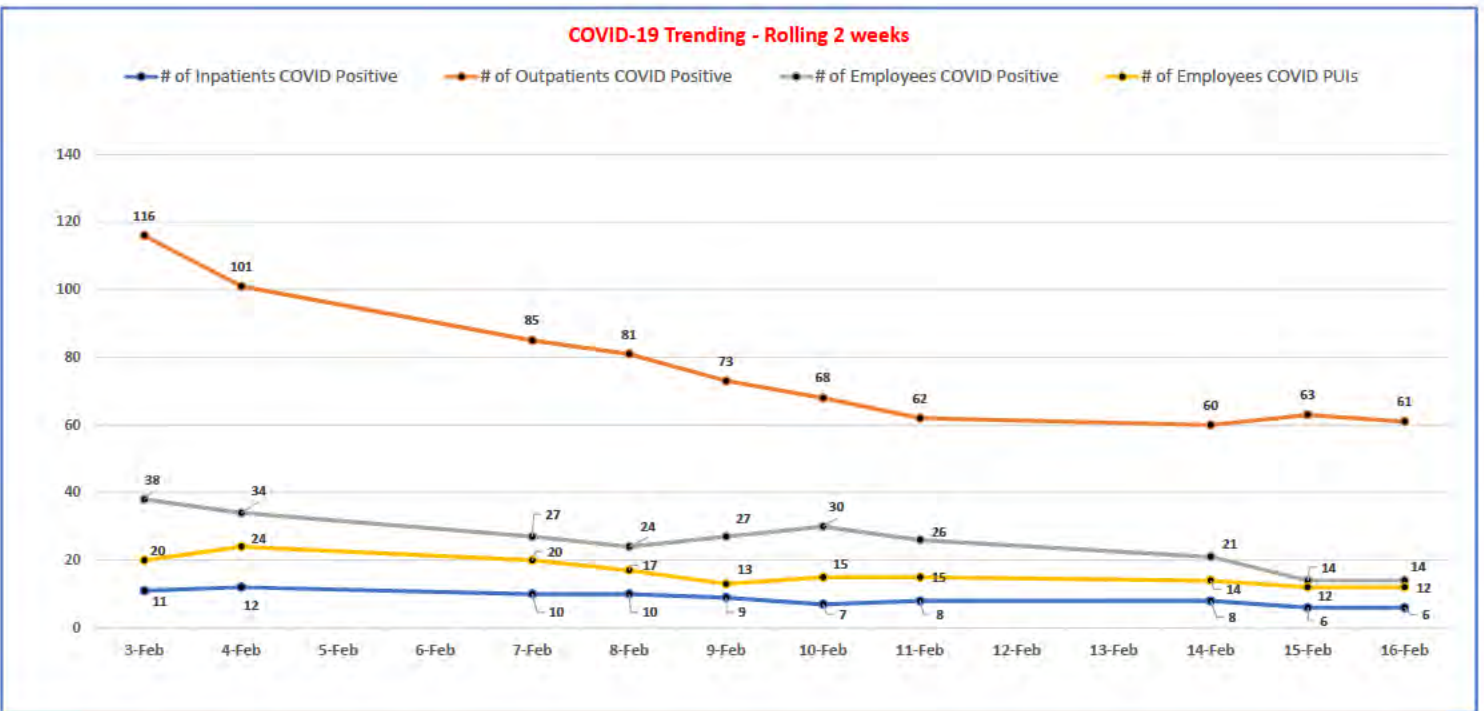
Facility Dashboard



SITUATION UPDATE

2/16/2022		Operational Level		Normal - "color coding" below	
Cumulative COVID Innoculation Totals			Employees	3958	
			Veterans	33511	
Source	Report Frequency	Status	Criteria	Notes	
Lab	Weekdays	6	COVID Inpatient Positives/ Vac Status	2C/ICU (1), 6CN (3), DOM (2) (0 vaccinated)	
Lab	As Needed	0 / 80	Daily / Total COVID Deaths	As of 01/27/2022	
Lab	Weekdays	61	COVID Outpatient Positives	14-Day Running Total (Unvaccinated = 17, Vacc X 1 = 1, Vacc X 2 = 15, Vac X 3 = 28)	
Employee Health	Weekdays	14	COVID Employee Positives	10 Clinical/ 4 Non-Clinical (13 vaccinated)	
Employee Health	Weekdays	12	COVID Employee PUIs	8 Clinical / 4 Non-Clinical (5 vaccinated)	
OTNS	Weekdays	19	24 Hr Inpatient Nurse Staffing Call-ins	(5.0 Volunteered/ 3.0 Mandated)	
OTNS	Weekdays	4	Daily Projected Schedule Admissions		
OTNS	Weekdays	12	Daily Projected Scheduled Discharges		
BMS	Weekdays	83.2%	(ICU/Acute) Bed Occupancy		
Operational Status					
Acute InPt DM	As Needed	Phase I	Dated 1/6/2022	Fixed Designation 37 COVID Beds - (9) ICU, (11) 6CS, (17) 6CN	
Acute InPt DM	As Needed	Contingency	Nursing Care Level	Nursing Assignments Modified	
Color Coding Defined					
Facility Operational Status	Normal	Normal Operational levels at or below Plan B, Conventional, and Phase II			
	Moderate	1 Operational level elevated above normal level			
	Critical	2 or More Operational levels elevated above normal level			
Nurse Call-ins		Able to cover with In-house staff			
		40% Nursing Staff covered by Volunteered OT or Mandated OT			
		60% Nursing Staff covered by Volunteered OT or Mandated OT			

[Operational Status Reference Link](#)



Facility Dashboard

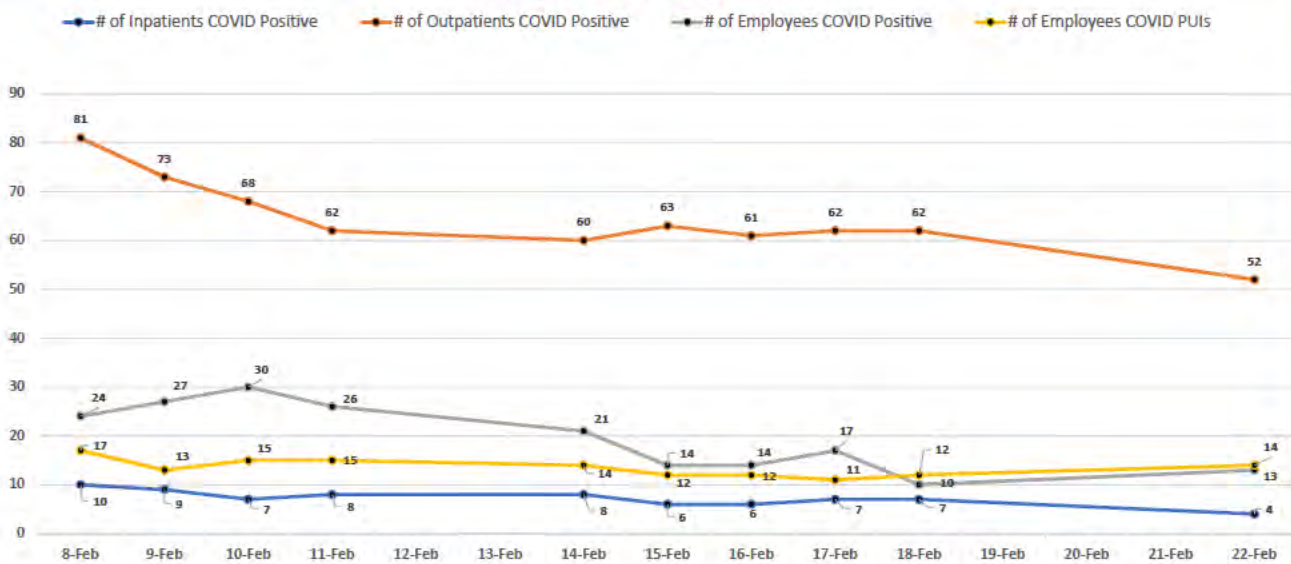


SITUATION UPDATE

2/22/2022	Operational Level		Normal - "color coding" below	
Cummulative COVID Inoculation Totals			Employees	3958
			Veterans	33511
Source	Report Frequency	Status	Criteria	Notes
Lab	Weekdays	4	COVID Inpatient Positives/ Vac Status	2C/ICU (1), 6CN (3), (1 vaccinated)
Lab	As Needed	0 / 80	Daily / Total COVID Deaths	As of 01/27/2022
Lab	Weekdays	52	COVID Outpatient Positives	14-Day Running Total (Unvaccinated = 16, Vacc X 1 = 1, Vacc X 2 = 9, Vac X 3 = 26)
Employee Health	Weekdays	13	COVID Employee Positives	9 Clinical/ 4 Non-Clinical (11 vaccinated)
Employee Health	Weekdays	14	COVID Employee PUIs	9 Clinical / 5 Non-Clinical (7 vaccinated)
OTNS	Weekdays	41	24 Hr Inpatient Nurse Staffing Call-ins	(8.0 Volunteered/ .5 Mandated)
OTNS	Weekdays	4	Daily Projected Schedule Admissions	
OTNS	Weekdays	11	Daily Projected Scheduled Discharges	
BMS	Weekdays	69.5%	(ICU/Acute) Bed Occupancy	
Operational Status				
Acute InPt DM	As Needed	Phase I	Dated 1/6/2022	Fixed Designation 37 COVID Beds - (9) ICU, (11) 6CS, (17) 6CN
Acute InPt DM	As Needed	Contingency	Nursing Care Level	Nursing Assignments Modified
Color Coding Defined				
Facility Operational Status	Normal	Normal Operational levels at or below Plan B, Conventional, and Phase II		
	Moderate	1 Operational level elevated above normal level		
	Critical	2 or More Operational levels elevated above normal level		
Nurse Call-ins		Able to cover with in-house staff		
		40% Nursing Staff covered by Volunteered OT or Mandated OT		
		60% Nursing Staff covered by Volunteered OT or Mandated OT		

[Operational Status Reference Link](#)

COVID-19 Trending - Rolling 2 weeks



Facility Dashboard

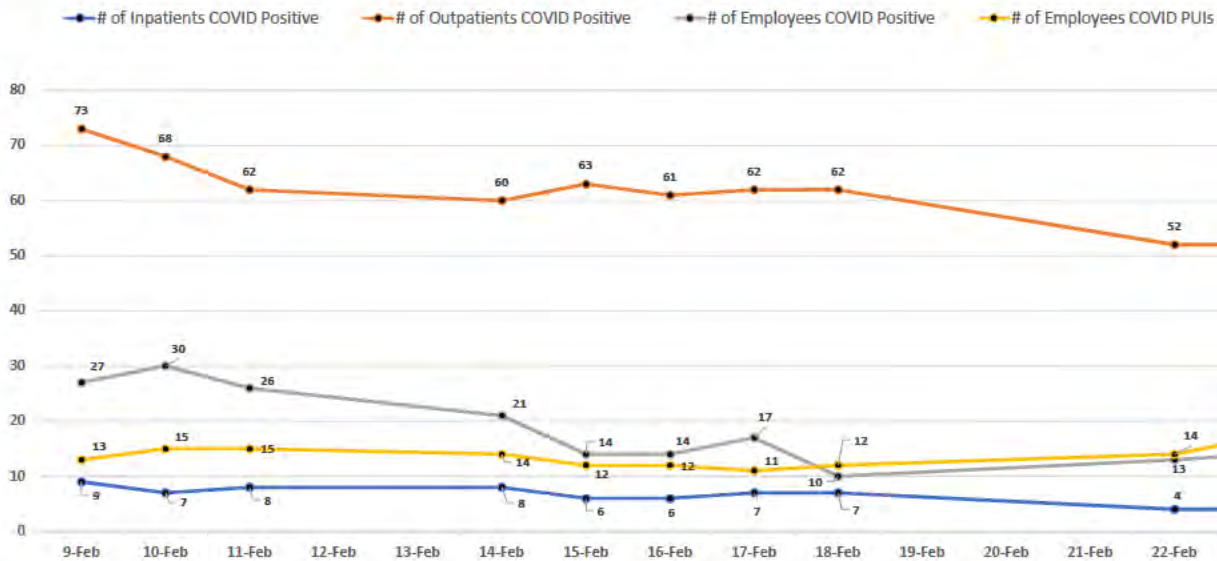


SITUATION UPDATE

2/23/2022	Operational Level		Normal - "color coding" below	
Cummulative COVID Innoculation Totals			Employees	3958
			Veterans	33511
Source	Report Frequency	Status	Criteria	Notes
Lab	Weekdays	4	COVID Inpatient Positives/ Vac Status	2C/ICU (1), 6CN (3), (1 vaccinated)
Lab	As Needed	0 / 80	Daily / Total COVID Deaths	As of 01/27/2022
Lab	Weekdays	52	COVID Outpatient Positives	14-Day Running Total (Unvaccinated = 16, Vacc X 1 = 1, Vacc X 2 = 9, Vac X 3 = 26)
Employee Health	Weekdays	14	COVID Employee Positives	10 Clinical / 4 Non-Clinical (12 vaccinated)
Employee Health	Weekdays	17	COVID Employee PUIs	12 Clinical / 5 Non-Clinical (10 vaccinated)
OTNS	Weekdays	21.5	24 Hr Inpatient Nurse Staffing Call-ins	(5.0 Volunteered / 0 0 Mandated)
OTNS	Weekdays	7	Daily Projected Schedule Admissions	
OTNS	Weekdays	9	Daily Projected Scheduled Discharges	
BMS	Weekdays	75 8%	(ICU/Acute) Bed Occupancy	
Operational Status				
Acute InPt DM	As Needed	Phase I	Dated 1/6/2022	Fixed Designation 37 COVID Beds - (9) ICU, (11) 6CS, (17) 6CN
Acute InPt DM	As Needed	Contingency	Nursing Care Level	Nursing Assignments Modified
Color Coding Defined				
Facility Operational Status	Normal	Normal Operational levels at or below Plan B, Conventional, and Phase II		
	Moderate	1 Operational level elevated above normal level		
	Critical	2 or More Operational levels elevated above normal level		
Nurse Call-ins		Able to cover with in-house staff		
		40% Nursing Staff covered by Volunteered OT or Mandated OT		
		60% Nursing Staff covered by Volunteered OT or Mandated OT		

[Operational Status Reference Link](#)

COVID-19 Trending - Rolling 2 weeks



Facility Dashboard

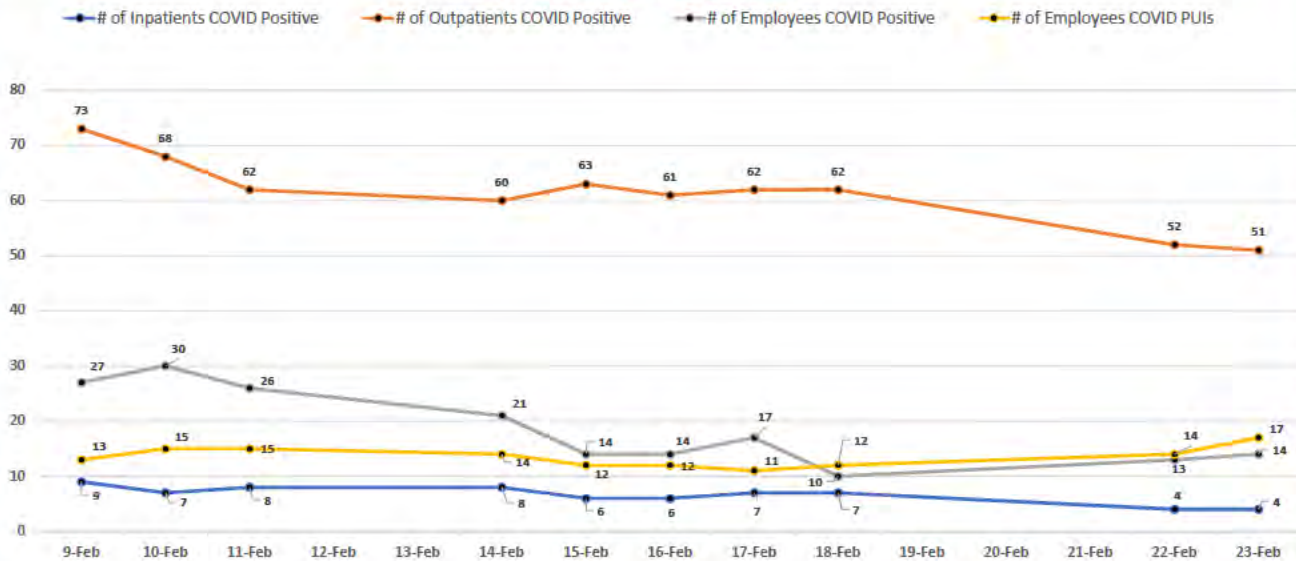


SITUATION UPDATE

2/24/2022	Operational Level		Normal - "color coding" below	
Cummulative COVID Innoculation Totals			Employees	3958
			Veterans	33511
Source	Report Frequency	Status	Criteria	Notes
Lab	Weekdays	5	COVID Inpatient Positives/ Vac Status	2C/ICU (1), 6CN (4), (3 vaccinated)
Lab	As Needed	0 / 80	Daily / Total COVID Deaths	As of 01/27/2022
Lab	Weekdays	51	COVID Outpatient Positives	14-Day Running Total (Unvaccinated = 15, Vacc X 1 = 1, Vacc X 2 = 9, Vac X 3 = 26)
Employee Health	Weekdays	14	COVID Employee Positives	10 Clinical/ 4 Non-Clinical (12 vaccinated)
Employee Health	Weekdays	17	COVID Employee PUIs	12 Clinical / 5 Non-Clinical (10 vaccinated)
OTNS	Weekdays	27	24 Hr Inpatient Nurse Staffing Call-ins	(3.5 Volunteered/ 0 5 Mandated)
OTNS	Weekdays	4	Daily Projected Schedule Admissions	
OTNS	Weekdays	11	Daily Projected Scheduled Discharges	
BMS	Weekdays	84 2%	(ICU/Acute) Bed Occupancy	
Operational Status				
Acute InPt DM	As Needed	Phase I	Dated 1/6/2022	Fixed Designation 37 COVID Beds - (9) ICU, (11) 6CS, (17) 6CN
Acute InPt DM	As Needed	Contingency	Nursing Care Level	Nursing Assignments Modified
Color Coding Defined				
Facility Operational Status	Normal	Normal Operational levels at or below Plan B, Conventional, and Phase II		
	Moderate	1 Operational level elevated above normal level		
	Critical	2 or More Operational levels elevated above normal level		
Nurse Call-ins		Able to cover with in-house staff		
		40% Nursing Staff covered by Volunteered OT or Mandated OT		
		60% Nursing Staff covered by Volunteered OT or Mandated OT		

[Operational Status Reference Link](#)

COVID-19 Trending - Rolling 2 weeks



Facility Dashboard

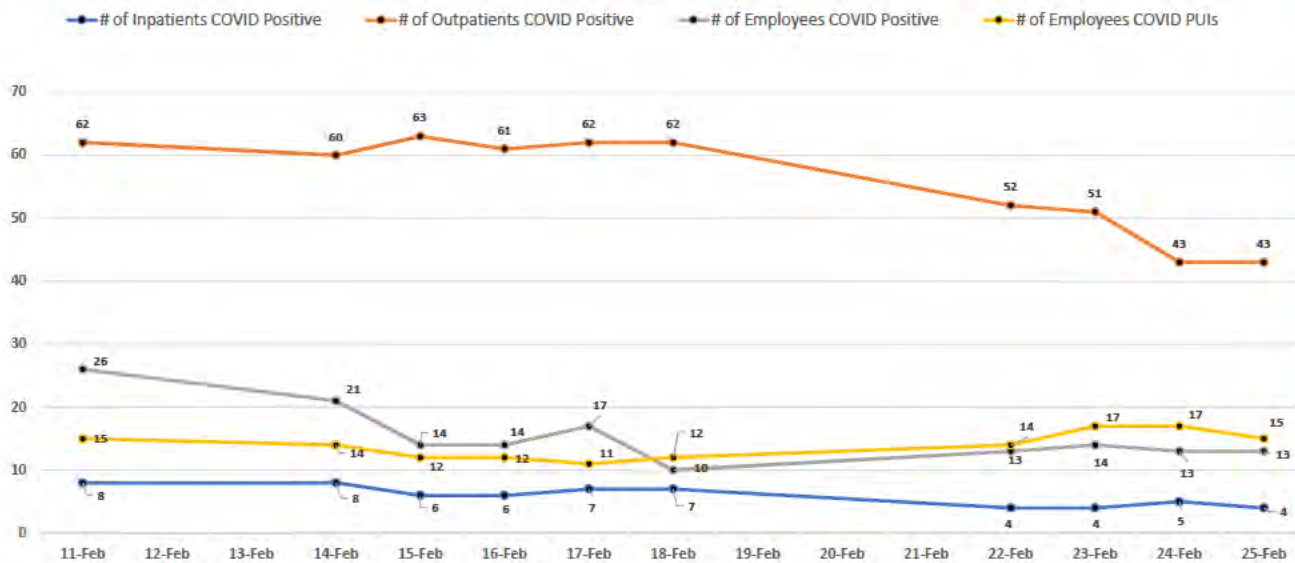


SITUATION UPDATE

2/25/2022	Operational Level		Normal - "color coding" below	
Cummulative COVID Innoculation Totals			Employees	3958
			Veterans	33511
Source	Report Frequency	Status	Criteria	Notes
Lab	Weekdays	4	COVID Inpatient Positives/ Vac Status	2C/ICU (1), 6CN (2), DOM (1), (2 vaccinated)
Lab	As Needed	0 / 80	Daily / Total COVID Deaths	As of 01/27/2022
Lab	Weekdays	43	COVID Outpatient Positives	14-Day Running Total (Unvaccinated = 14, Vacc X 1 = 0, Vacc X 2 = 7, Vac X 3 = 22)
Employee Health	Weekdays	13	COVID Employee Positives	10 Clinical/ 3 Non-Clinical (13 vaccinated)
Employee Health	Weekdays	15	COVID Employee PUIs	9 Clinical / 6 Non-Clinical (7 vaccinated)
OTNS	Weekdays	24	24 Hr Inpatient Nurse Staffing Call-ins	(5.5 Volunteered/ 0 5 Mandated)
OTNS	Weekdays	1	Daily Projected Schedule Admissions	
OTNS	Weekdays	14	Daily Projected Scheduled Discharges	
BMS	Weekdays	81.1%	(ICU/Acute) Bed Occupancy	
Operational Status				
Acute InPt DM	As Needed	Phase I	Dated 1/6/2022	Fixed Designation 37 COVID Beds - (9) ICU, (11) 6CS, (17) 6CN
Acute InPt DM	As Needed	Contingency	Nursing Care Level	Nursing Assignments Modified
Color Coding Defined				
Facility Operational Status	Normal	Normal Operational levels at or below Plan B, Conventional, and Phase II		
	Moderate	1 Operational level elevated above normal level		
	Critical	2 or More Operational levels elevated above normal level		
Nurse Call-ins		Able to cover with in-house staff		
		40% Nursing Staff covered by Volunteered OT or Mandated OT		
		60% Nursing Staff covered by Volunteered OT or Mandated OT		

[Operational Status Reference Link](#)

COVID-19 Trending - Rolling 2 weeks



Facility Dashboard



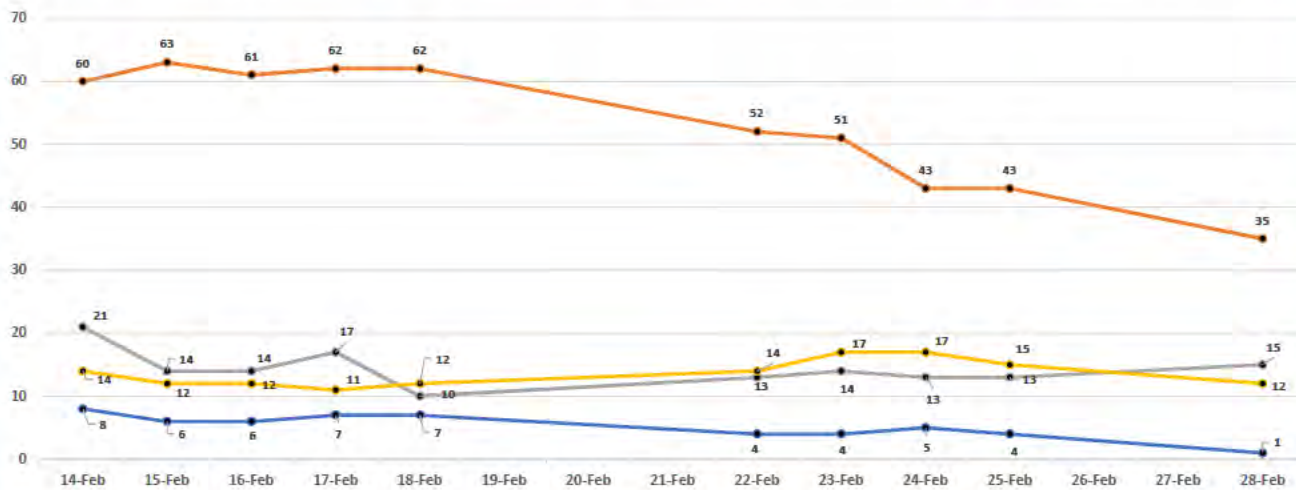
SITUATION UPDATE

2/28/2022	Operational Level		Normal - "color coding" below	
Cummulative COVID Innoculation Totals			Employees	3958
			Veterans	33511
Source	Report Frequency	Status	Criteria	Notes
Lab	Weekdays	1	COVID Inpatient Positives/ Vac Status	6CN (1), (0 vaccinated)
Lab	As Needed	0 / 80	Daily / Total COVID Deaths	As of 01/27/2022
Lab	Weekdays	35	COVID Outpatient Positives	14-Day Running Total (Unvaccinated = 15, Vacc X 1 = 0, Vacc X 2 = 5, Vac X 3 = 15)
Employee Health	Weekdays	15	COVID Employee Positives	11 Clinical/ 4 Non-Clinical (15 vaccinated)
Employee Health	Weekdays	12	COVID Employee PUIs	7 Clinical / 5 Non-Clinical (5 vaccinated)
OTNS	Weekdays	28.5	24 Hr Inpatient Nurse Staffing Call-ins	(4.5 Volunteered/ 1.0 Mandated)
OTNS	Weekdays	8	Daily Projected Schedule Admissions	
OTNS	Weekdays	13	Daily Projected Scheduled Discharges	
BMS	Weekdays	76.9%	(ICU/Acute) Bed Occupancy	
Operational Status				
Acute InPt DM	As Needed	Phase I	Dated 1/6/2022	Fixed Designation 37 COVID Beds - (9) ICU, (11) 6CS, (17) 6CN
Acute InPt DM	As Needed	Contingency	Nursing Care Level	Nursing Assignments Modified
Color Coding Defined				
Facility Operational Status	Normal	Normal Operational levels at or below Plan B, Conventional, and Phase II		
	Moderate	1 Operational level elevated above normal level		
	Critical	2 or More Operational levels elevated above normal level		
Nurse Call-ins		Able to cover with in-house staff		
		40% Nursing Staff covered by Volunteered OT or Mandated OT		
		60% Nursing Staff covered by Volunteered OT or Mandated OT		

[Operational Status Reference Link](#)

COVID-19 Trending - Rolling 2 weeks

◆ # of Inpatients COVID Positive
 ◆ # of Outpatients COVID Positive
 ◆ # of Employees COVID Positive
 ◆ # of Employees COVID PUIs



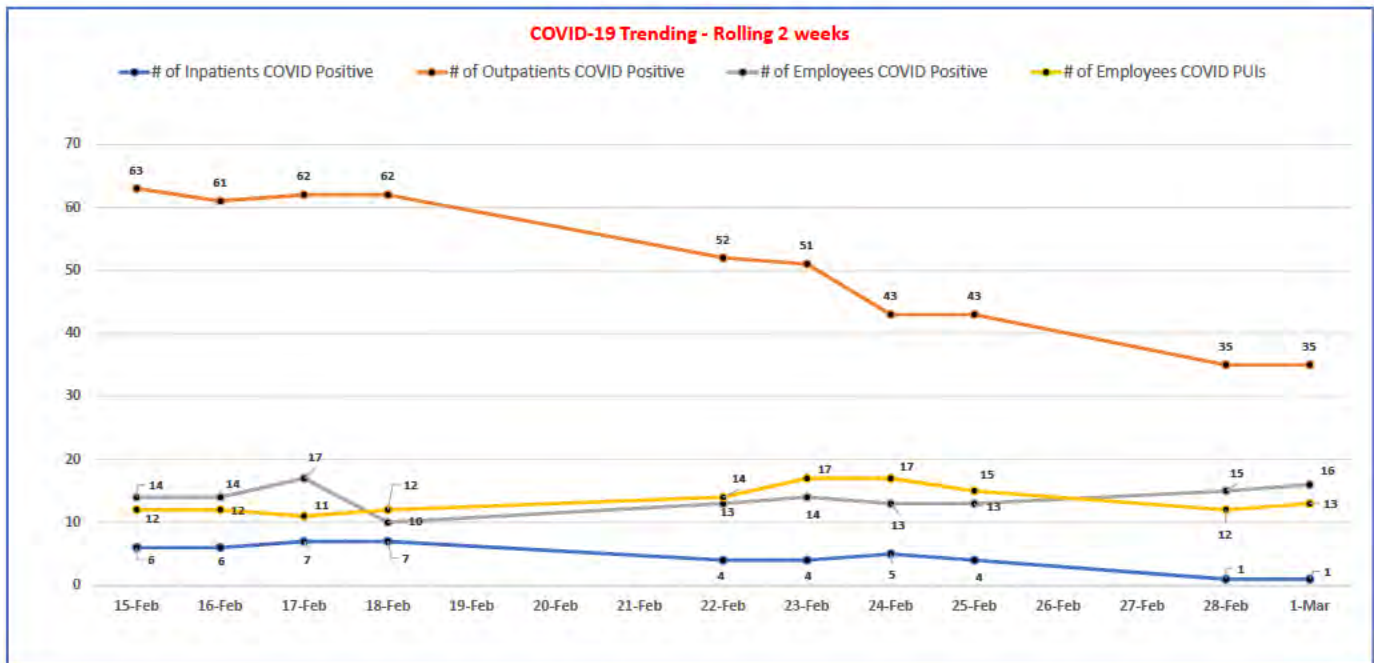
Facility Dashboard



SITUATION UPDATE

3/1/2022	Operational Level		Normal - "color coding" below	
Cummulative COVID Innoculation Totals			Employees	3958
			Veterans	33511
Source	Report Frequency	Status	Criteria	Notes
Lab	Weekdays	1	COVID Inpatient Positives/ Vac Status	6CN (1), (0 vaccinated)
Lab	As Needed	0 / 80	Daily / Total COVID Deaths	As of 01/27/2022
Lab	Weekdays	35	COVID Outpatient Positives	14-Day Running Total (Unvaccinated = 15, Vacc X 1 = 0, Vacc X 2 = 5, Vac X 3 = 15)
Employee Health	Weekdays	16	COVID Employee Positives	13 Clinical/ 3 Non-Clinical (16 vaccinated)
Employee Health	Weekdays	13	COVID Employee PUIs	8 Clinical / 5 Non-Clinical (6 vaccinated)
OTNS	Weekdays	19.5	24 Hr Inpatient Nurse Staffing Call-ins	(3.0 Volunteered/ 0 0 Mandated)
OTNS	Weekdays	7	Daily Projected Schedule Admissions	
OTNS	Weekdays	10	Daily Projected Scheduled Discharges	
BMS	Weekdays	88 9%	(ICU/Acute) Bed Occupancy	
Operational Status				
Acute InPt DM	As Needed	Phase I	Dated 1/6/2022	Fixed Designation 37 COVID Beds - (9) ICU, (11) 6CS, (17) 6CN
Acute InPt DM	As Needed	Contingency	Nursing Care Level	Nursing Assignments Modified
Color Coding Defined				
Facility Operational Status	Normal	Normal Operational levels at or below Plan B, Conventional, and Phase II		
	Moderate	1 Operational level elevated above normal level		
	Critical	2 or More Operational levels elevated above normal level		
Nurse Call-ins		Able to cover with in-house staff		
		40% Nursing Staff covered by Volunteered OT or Mandated OT		
		60% Nursing Staff covered by Volunteered OT or Mandated OT		

[Operational Status Reference Link](#)



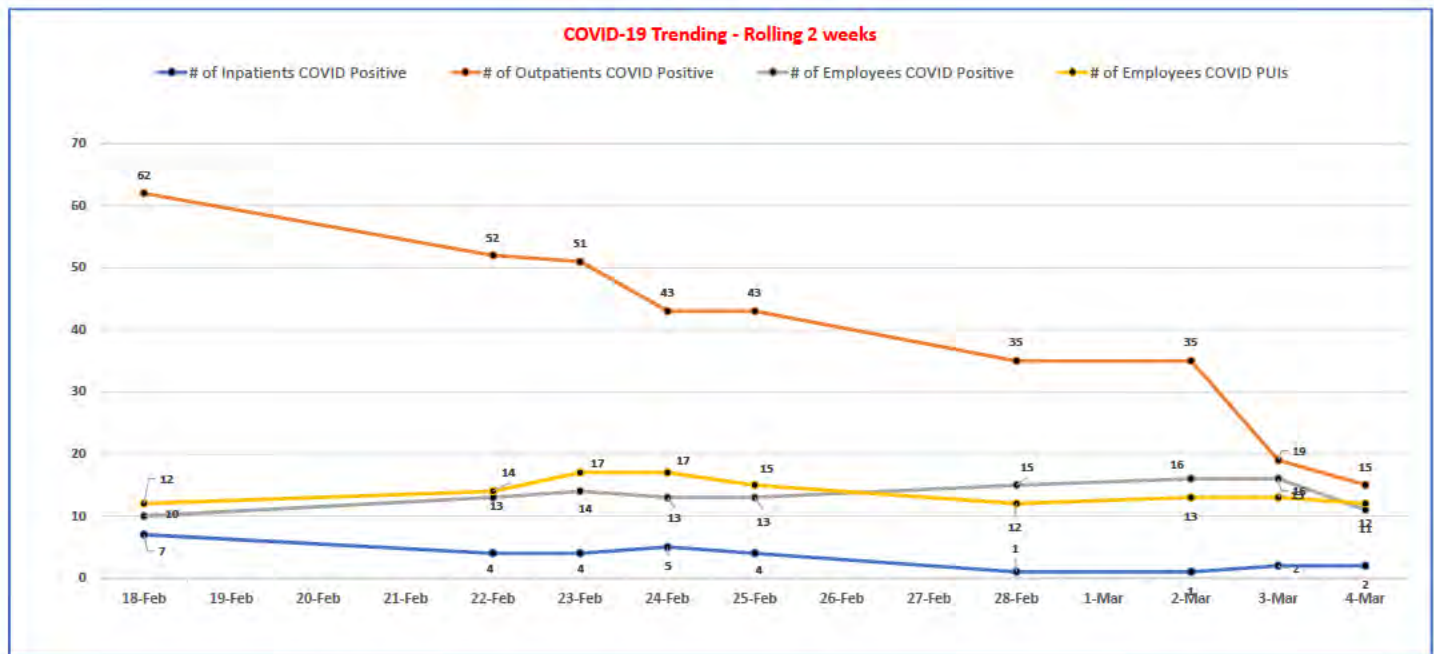
Facility Dashboard



SITUATION UPDATE

3/4/2022		Operational Level		Normal - "color coding" below	
Cummulative COVID Inoculation Totals				Employees	3958
				Veterans	33511
Source	Report Frequency	Status	Criteria	Notes	
Lab	Weekdays	2	COVID Inpatient Positives/ Vac Status	6CN (2), (1 vaccinated)	
Lab	As Needed	0 / 80	Daily / Total COVID Deaths	As of 01/27/2022	
Lab	Fridays	19	COVID Outpatient Positives	14-Day Running Total (Unvaccinated = 4, Vacc X 1 = 0, Vacc X 2 = 3, Vacc X 3 = 8)	
Employee Health	Fridays	11	COVID Employee Positives	8 Clinical/ 3 Non-Clinical (10 vaccinated)	
Employee Health	Fridays	12	COVID Employee PUIs	8 Clinical / 4 Non-Clinical (3 vaccinated)	
OTNS	Weekdays	30	24 Hr Inpatient Nurse Staffing Call-ins	(7.0 Volunteered/ 0 0 Mandated)	
OTNS	Weekdays	3	Daily Projected Schedule Admissions		
OTNS	Weekdays	20	Daily Projected Scheduled Discharges		
BMS	Weekdays	89.3%	(ICU/Acute) Bed Occupancy		
Operational Status					
Acute InPt DM	As Needed	Phase I	Dated 1/6/2022	Fixed Designation 37 COVID Beds - (9) ICU, (11) 6CS, (17) 6CN	
Acute InPt DM	As Needed	Contingency	Nursing Care Level	Nursing Assignments Modified	
Color Coding Defined					
Facility Operational Status	Normal	Normal Operational levels at or below Plan B, Conventional, and Phase II			
	Moderate	1 Operational level elevated above normal level			
	Critical	2 or More Operational levels elevated above normal level			
Nurse Call-ins		Able to cover with In-house staff			
		40% Nursing Staff covered by Volunteered OT or Mandated OT			
		60% Nursing Staff covered by Volunteered OT or Mandated OT			

[Operational Status Reference Link](#)



Facility Dashboard

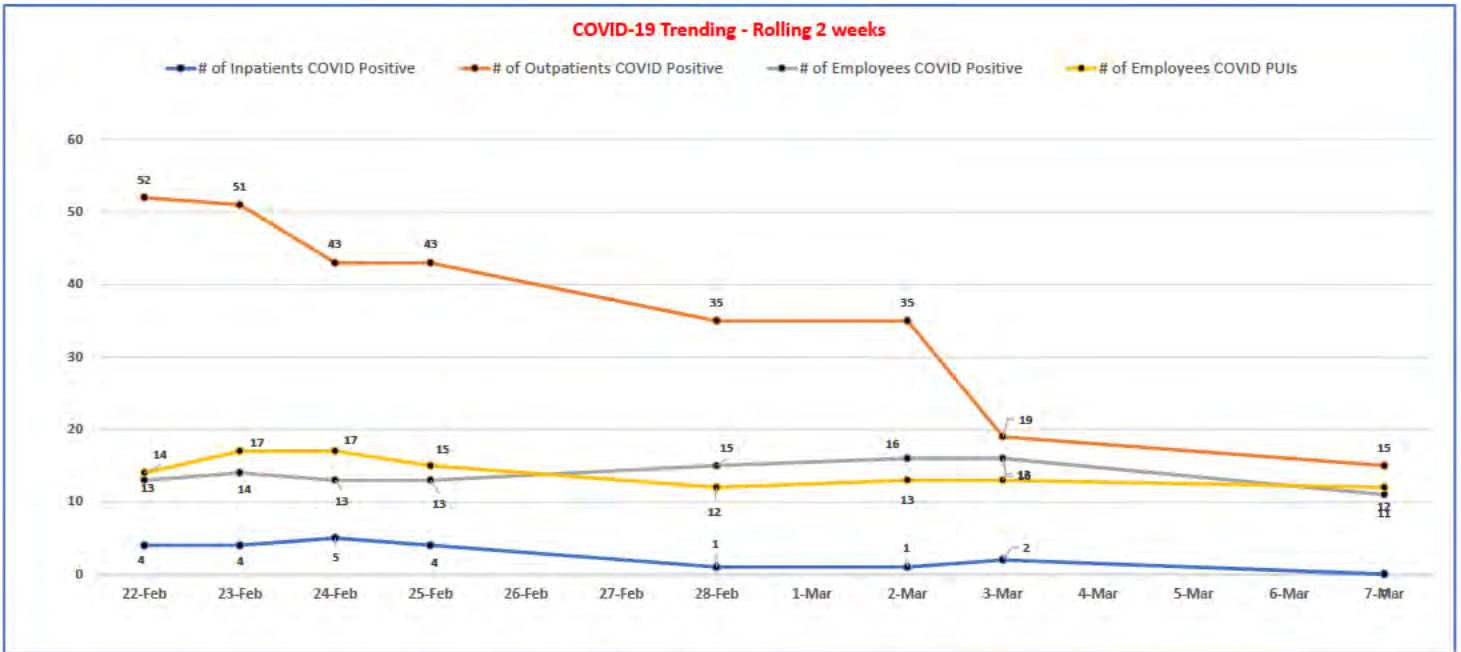


SITUATION UPDATE

3/7/2022		Operational Level		Normal - "color coding" below	
Cummulative COVID Inoculation Totals				Employees	3958
				Veterans	33511
Source	Report Frequency	Status	Criteria	Notes	
Lab	Weekdays	0	COVID Inpatient Positives/ Vac Status		
Lab	As Needed	0 / 80	Daily / Total COVID Deaths	As of 01/27/2022	
Lab	Fridays	19	COVID Outpatient Positives	14-Day Running Total (Unvaccinated = 4, Vacc X 1 = 0, Vacc X 2 = 3, Vac X 3 = 8)	
Employee Health	Fridays	11	COVID Employee Positives	8 Clinical/ 3 Non-Clinical (10 vaccinated)	
Employee Health	Fridays	12	COVID Employee PUIs	8 Clinical / 4 Non-Clinical (3 vaccinated)	
OTNS	Weekdays	27	24 Hr Inpatient Nurse Staffing Call-ins	(5.25 Volunteered/ 2.25 Mandated)	
OTNS	Weekdays	10	Daily Projected Schedule Admissions		
OTNS	Weekdays	12	Daily Projected Scheduled Discharges		
BMS	Weekdays	84.3%	(ICU/Acute) Bed Occupancy		
Operational Status					
Acute InPt DM	As Needed	Phase I	Dated 1/6/2022	Fixed Designation 37 COVID Beds - (9) ICU, (11) 6CS, (17) 6CN	
Acute InPt DM	As Needed	Contingency	Nursing Care Level	Nursing Assignments Modified	
Color Coding Defined					
Facility Operational Status	Normal	Moderate	Critical	Normal Operational levels at or below Plan B, Conventional, and Phase II	
				1 Operational level elevated above normal level	
				2 or More Operational levels elevated above normal level	
Nurse Call-ins				Able to cover with In-house staff	
				40% Nursing Staff covered by Volunteered OT or Mandated OT	
				60% Nursing Staff covered by Volunteered OT or Mandated OT	

[Operational Status Reference Link](#)

COVID-19 Trending - Rolling 2 weeks



Facility Dashboard



SITUATION UPDATE

3/8/2022		Operational Level		Normal - "color coding" below	
Cummulative COVID Inoculation Totals				Employees	3958
				Veterans	33511
Source	Report Frequency	Status	Criteria	Notes	
Lab	Weekdays	2	COVID Inpatient Positives/ Vac Status	2 (6CN)	
Lab	As Needed	0 / 80	Daily / Total COVID Deaths	As of 01/27/2022	
Lab	Fridays	19	COVID Outpatient Positives	14-Day Running Total (Unvaccinated = 4, Vacc X 1 = 0, Vacc X 2 = 3, Vac X 3 = 8)	
Employee Health	Fridays	11	COVID Employee Positives	8 Clinical/ 3 Non-Clinical (10 vaccinated)	
Employee Health	Fridays	12	COVID Employee PUIs	8 Clinical / 4 Non-Clinical (3 vaccinated)	
OTNS	Weekdays	32.75	24 Hr Inpatient Nurse Staffing Call-ins	(5.00 Volunteered/ 0.25 Mandated)	
OTNS	Weekdays	6	Daily Projected Schedule Admissions		
OTNS	Weekdays	12	Daily Projected Scheduled Discharges		
BMS	Weekdays	86.8%	(ICU/Acute) Bed Occupancy		
Operational Status					
Acute InPt DM	As Needed	Phase I	Dated 1/6/2022	Fixed Designation 37 COVID Beds - (9) ICU, (11) 6CS, (17) 6CN	
Acute InPt DM	As Needed	Contingency	Nursing Care Level	Nursing Assignments Modified	
Color Coding Defined					
Facility Operational Status	Normal	Moderate	Critical	Normal Operational levels at or below Plan B, Conventional, and Phase II	
				1 Operational level elevated above normal level	
				2 or More Operational levels elevated above normal level	
Nurse Call-ins				Able to cover with In-house staff	
				40% Nursing Staff covered by Volunteered OT or Mandated OT	
				60% Nursing Staff covered by Volunteered OT or Mandated OT	

[Operational Status Reference Link](#)

